



SHEFFIELD CITY COUNCIL Cabinet Report

Report of: Executive Director Resources

Date: 13th February 2013

Subject: 2013 – 14 Capital Programme

Author of Report: Eugene Walker 0114 273 5872

Summary:

The report sets out the proposed Capital Programme from 2013 – 14 onwards describing the programmes to be undertaken, lists the projects to be delivered and sets out the context in which it has been compiled.

Reasons for Recommendations:

Implementing the proposals in this paper offers a means of furthering the Corporate Plan objectives.

Recommendations:

The report makes a number of recommendations:

- It is recommended that Members approve those specific projects included in the 2012-13 to 2016-17 programme at Appendix 10. Block allocations are included within the programme for noting at this stage and detailed proposals will be brought back for separate Member approval as part of the monthly monitoring procedures.
- Note the proposed Capital Programme for the 5 years to 2016/17 as per Appendix 10.

- Approve the proposal at paragraph 18 to address the current funding gap on BSF and note that progress will be monitored and reported to Members as part of the normal budget monitoring process.
- Approve the allocations from the Corporate Resource Pool and the policy outlined in Appendix 4 such that the commitment from the CRP is limited to one year and no CRP supported schemes are approved beyond 2013 - 14. (If substantial capital receipts are realised within 2012-13 or 2013-14 a further report will be brought to Members as part of the monthly approval process).
- Approve the proposal at paragraph 33 to incorporate all capital receipts arising from non charitable covenanted Parks into the CRP.

Background Papers: 2013 -14 Revenue Budget Report

Category of Report: OPEN

Statutory and Council Policy Checklist

Financial Implications
YES/NO Cleared by: E. Walker
Legal Implications
YES/NO Cleared by:
Equality of Opportunity Implications
YES/NO Cleared by:
Tackling Health Inequalities Implications
YES/NO
Human rights Implications
YES/NO:
Environmental and Sustainability implications
YES/NO
Economic impact
YES/NO
Community safety implications
YES/NO
Human resources implications
YES/NO
Property implications
YES/NO
Area(s) affected City Wide
Relevant Cabinet Portfolio Leader Cabinet Member for Finance Cllr. Bryan Lodge
Relevant Scrutiny and Policy Development Committee if decision called in
Overview and Scrutiny Management Committee
Is the item a matter which is reserved for approval by the City Council?
YES/NO
Press release
YES/NO

2013/14 Capital Programme

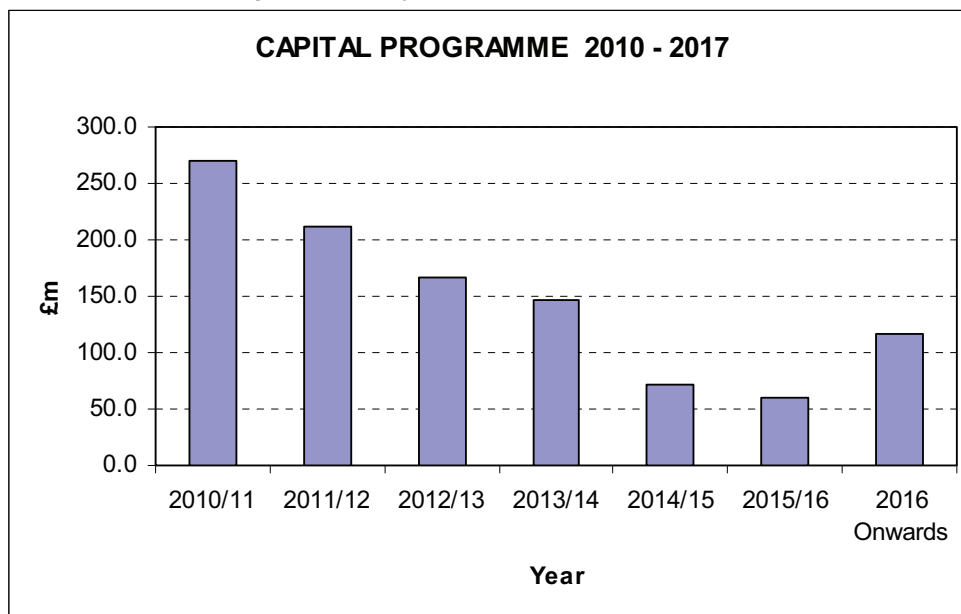
TABLE OF CONTENTS

Section Detail	Page Number
Executive Summary	2
Capital Programme Summary	8
Key Elements of the Capital Programme	9
Sources of Programme Funding	14
Recommendations	17
Appendix 1 – Summary of Capital Programme	19
Appendix 2 – Breakdown of Capital Programme Funding	20
Appendix 3 – Monitoring Report for the 8 months ended 30 November 2012	21
Appendix 4 – Corporate Resource Pool (CRP)	26
Appendix 5 – Children Young People & Families Capital Programme	31
Appendix 6 – Housing Investment Programme	44
Appendix 7 – Local Transport Plan (LTP)	60
Appendix 8 - Property & Facilities Management (Resources) Capital Programme	67
Appendix 9 – Communities Capital Programme	74
Appendix 10 –List of All Projects in Capital Programme by Portfolio	77
Appendix 11 – List of All Projects in Capital Programme by Strategic Outcome	98
Appendix 12 – Glossary of terms	114

2013/14 Capital Programme

CAPITAL PROGRAMME EXECUTIVE SUMMARY

1. Capital spending pays for buildings, roads and council housing and for major repairs to them. It does not pay for the day-to-day running costs of council services.
2. 2011/12 saw great changes in the funding of the Capital Programme. The national spending reductions forced the Council to utilise more of its internally generated resources from asset sales or revenue budget savings as funding from central government reduced. This trend has continued throughout 2012/13.
3. The impact of the changes coincided with the Building Schools for the Future and the Decent Homes programmes approaching physical completion. Typically these accounted for 90% of the programme. The graph below illustrates the change in activity from 2010/11 to 2017.



4. This will have a major impact on the scale of next five year capital programme period. However many new schemes are still to be prepared and not yet input to the programme creating a much steeper fall from 2013/14 onwards.

Capital Investment Plans

5. So, looking forward, the current Approved Capital Programme is projected at £564m.

6. 2012/13 will see the introduction of a Highways Private Finance Initiative (PFI). The PFI will result in less spend in the capital programme as the authority will lose the LTP Maintenance Grant of approximately £6m per year, but the PFI funding of £1.2bn should deliver substantial improvements to the Highways network over a 30 year period.
7. The Housing Revenue Account HRA Self Financing project delivers to local authorities greater autonomy in the management of their housing stock and writes off substantial amounts of accumulated debt. This will allow the authority to plan contributions to the capital programme from the Housing Revenue Account with greater certainty over a longer term period, and the Authority has developed a 30 year business plan which will inject on average £60m per year to the Housing Programme.
8. School building works will be financed mainly by Department for Education, formula calculated central grants supplemented by occasional specific grants to deal with building condition or population growth.
9. The proposed programme illustrated by the graph above does not include a number of major projects worth over £106m which are currently the subject of funding bids or approvals as detailed below.
10. **City Centre Development (£32m)**: funded by a TIF scheme (Tax Incremental Financing), this project is intended to address infrastructure works to prime the private sector led development of the city centre.
11. **Bus Rapid Transit (BRT) Scheme North (£32m+)**: funded by a combination of Department for Transport and European Regional Development Fund (ERDF) this scheme will build a priority traffic scheme for buses between Sheffield and Rotherham which will increase job opportunities for people in the Don Valley and support the regeneration of the Lower Don Valley in Sheffield.
12. **Don Valley Flood Defence Scheme (£7m)**: the objective is to provide enhanced flood defences between the city centre and Meadowhall which would protect homes and businesses against a 100 year flood event. To be financed by a combination of Environment Agency and ERDF grants. This project also supports the regeneration of the Lower Don Valley.
13. **Central Library (£35m estimate)**: the objective will be to provide a refurbished and improved central library and gallery facility to meet modern requirements, while maintaining the heritage value of the existing building. The project is subject to feasibility work that will be funded from existing property revenue budgets during 2013-14. Approvals will be sought once the required feasibility and design concept work has been completed.

Pressures on the Capital Programme

14. This summary details the pressures on the Capital Programme and the consequences for its funding.

Schools

School Places

15. The Council has a significant duty to provide sufficient and suitable school places. The rising birth rate means that the primary population (which eventually becomes the secondary group from 2015/16) has risen significantly and two new schools are required from September 2014. This need will continue for the foreseeable future as the responsibility remains with the Council and does not transfer to academies.
16. The proposals in this report are based on the current education funding arrangements and do not include any attempt to forecast the impact of additional schools converting to academy status. This development is expected to reduce the level of funding from today but the demands on the Authority's capital funds will reduce too as the commensurate responsibility for the upkeep of the school infrastructure transfers to the academy sector. However the demands relating to the condition of the primary estate are still significant. For the whole school estate, the backlog maintenance bill has been estimated at £125m.

Building Schools for the Future Affordability Gap

17. There is an affordability gap of just over £9m over the life of the Building Schools for the Future programme (BSF). The gap has decreased from £18.4m reported last year following the realisation of some of the planned costs reductions identified as part of the strategy to close the gap. Revenue & Customs (HMRC) have challenged some of the VAT recovery in the programme and if upheld this would increase the gap by a further £2.3m bringing it to £11.3m
18. The shortfall will be funded through the use of Prudential Borrowing and/or prioritisation of capital receipts. The crystallisation of the shortfall is expected in the latter half of 2013-14 and will be approximately £2.5m in that year.

Homes

19. The Housing Programme has suffered twin pressures caused by reductions in nationally funded programmes and reducing capital receipts as a result of the economic climate and changes to the Right to Buy legislation. There are however pre-existing commitments to complete the Decent Homes programme which include the redevelopment of some estates. Failure to

complete these projects could trigger clauses which would expose the Council to payments which would create a revenue budget risk.

20. There are other priority schemes such as the redevelopment of part of the Arbourthorne area and officers are preparing a funding solution so that the scheme can be brought through the monthly capital approval process.

Roads

21. The forecast position on the Inner Relief Road (IRR) scheme has deteriorated because the outstanding land sales are realising less value than forecast as a consequence of the slump in the property market which was at its height when the IRR was built. Thus the funding available has reduced.

Maintaining the Existing Fabric of the Property Estate

22. The Council has traditionally allocated several million pounds each year to fund building renovations and machinery replacement. Cabinet has approved a £4.4m programme to maintain the rolling programme. This report proposes a further £0.3m per annum to extend the scope of the works and deliver savings to the Revenue Budget by engaging in capital spend to address the fundamental problems rather than “patch and mend”. However, the size and age of the estate produces a significant demand on the Council’s funds.
23. In order to mitigate this pressure, the Property and Facilities Management (P&FM) service is currently reviewing the estate to identify under utilised or high cost buildings where the facility can be provided from existing or new premises. This project, the Community Investment Plan, will run in conjunction with the Wider Accommodation Strategy which will reduce the Council’s office space needs.
24. The business cases for Community Investment Plan and Asset Enhancement programmes are being developed for each building but the preliminary indications are that this will require funding in the early years to assess, develop and market sites before the enhanced value in the sites can be realised. This process could take up to three or four years.
25. There is also a substantial programme of remedial works in schools. A small proportion of this can be met by specific grants from the Department for Education (DfE) but the majority of works will require either significantly more grant from the DfE and/or alternative financing.

Developing the Local Economy and Infrastructure

26. Despite the downturn in the property market, the Council will be presented with opportunities to acquire strategic land sites which will help the city recover once the economic upturn gathers pace or provide sites for housing

development. Investing in the city's people is also a key priority and in 2012-13 the Council has done so by acquiring land to build a University Technology College. Vacant space around the site of the current Castle Market has been acquired in readiness for future redevelopment.

27. The Capital programme funding strategy needs to be flexible enough to respond to such opportunities.

The Consequences for funding the Capital Programme

28. The impact of the national expenditure reductions, the uncertainties of the weakened property market and the need to manage the risks and contain the pressures within the programme combine such that the authority becomes increasingly reliant on capital receipts. Looking beyond this source, there are opportunities within the capital programme and new funding streams which have been combined to create funding pools such as the Local Growth Fund. Other initiatives such as the Tax Increment Financing Scheme (TIF) are now in operation and the Community Infrastructure Levy (CIL) should come into force in April 2014.

The Capital Resource Pool (CRP)

29. Historically the Capital Resource Pool (CRP) has been used to improve the authority's building estate and deal with backlog maintenance demands and deal with unplanned failures of structures or other property losses caused by natural disasters such as the floods in 2007. The authority needs to retain a prudent level of reserve to cover such risks.
30. CRP is also a key resource for funding those projects which are not supported by specific central government grants for homes, schools or roads. It can also be used to demolish empty properties to redevelop land for sale. This can bring benefits to the Revenue Budget as well as replenishing the CRP.
31. The success of the Asset Enhancement programme is key to replenishing this reservoir of funding.
32. Appendix 4 discusses the position on the CRP in some detail but the key point to note is that the report recommends that no schemes funded from this source be approved beyond 2013-14 because of the uncertainty around future capital receipts.
33. All capital receipts except those in Parks are added to the CRP. In order to have an efficient capital funding strategy it is proposed to incorporate Parks receipts into the CRP except where the receipt is subject to charitable covenants in which case it will remain in the Parks Investment Fund.

Slippage within the Capital programme

34. For the last five years there has always been an underspend against the approved capital programme. Subject to Cabinet approval, funds are rolled forward into the next year in order to complete projects. Slippage reflects delays in physical progress of a project and in most cases the work is delivered in the next financial year. However, the new reporting system has provided greater transparency and identified instances where money appears to be repeatedly carried forward from earlier years. This allows members to test if the funding is really needed and could be reallocated to other priorities.
35. A mid year review of the 2012-13 programmes has identified potential surplus funding of up to £750k.

Local Growth Fund

36. This fund which has been created out of two government incentive payments for building new homes and reducing the number of long term empty properties. It is available for projects which improve the local housing or neighbourhood environment. Approval of such projects is given by local elected members following recommendations from Council officers.
37. The value of the fund to the Council is estimated at £30m over five years. To date £3.9m has been approved. The fund is being used to provide infrastructure or clear derelict buildings to kick start developments at sites which have been unattractive to developers. Often this improves the neighbourhood through removing opportunities for anti-social behaviour as well providing new homes.

Tax Increment Financing (TIF)

38. This initiative was announced in September 2010. The principle is to allow the authority to borrow funds to undertake capital improvements in an area. The money would be repaid from increased tax revenues (i.e. business rates) in the area as land values rise as a consequence from the capital investment. This scheme has been used successfully in the United States over the last fifty years, often for major transport, infrastructure or regeneration projects.
39. A £32m scheme to develop infrastructure required for the New Development District (Sevenstones) has been approved by H.M. Treasury. The borrowing will be repaid out of the anticipated additional rates revenue generated by the redevelopment of the city centre.

Community Infrastructure Levy

40. This will largely replace the current Section 106 (Town & Country Planning Act 1990) arrangements which fund many of the local neighbourhood facility improvements especially in Parks & Countryside as well as City Development Division.

41. The Council has developed its rating tariff and intends to introduce the scheme from April 2014.

THE CAPITAL PROGRAMME 2013 – 17

42. The capital programme over the 5 years to 2016-17 shows a broadly balanced position with proposed expenditure totalling £564m as per Appendix 1.
43. Wherever possible, attempts are made to match the timing of the receipt of resources and the incurrance of expenditure to protect the Council's cash flow position. Where the levels of expenditure are significant, then individual management arrangements are put in place to mitigate the impact as far as possible. These are overseen by the Director of Finance, in conjunction with the respective Head of Service.
44. The funding of the programme comes from a diverse range of resources, such as Government grants, other grants and contributions, capital receipts, prudential borrowing and revenue contributions to capital. The majority falls within either Government / other grants or contributions from the revenue account to the capital programme, which together represent £466.4m (84 %) of the overall programme value.
45. The 2012-13 programme was set on the 4 March 2011 and at the time totalled £162m. This has been revised as additional resources have been secured, and to reflect the impact of newly approved schemes, together with the net effect of the 2010/11 Outturn slippage, resulting in a revised summary position of £167.3m as per appendix 1, which remains balanced over the 5 years to 2016/17.

Slippage

46. To date the value of slippage requested totals £44m. A breakdown of this by portfolio is listed in the table below. Of the overall £44m, Capital Programme Group (CPG) has already endorsed £9.7m.

Portfolio	Slippage (£m)	Accelerated Spend (£m)	Net Slippage (£m)
Housing	19.3	0.5	18.8
CYPF	9.6	0.0	9.6
Other Place	0.2	0.0	0.2
Resources	14.5	0.0	14.5
Communities	0.9	0.0	0.9
Highways	0.0	0.0	0.0
TOTAL	44.4	0.5	43.9

KEY ELEMENTS of the CAPITAL PROGRAMME

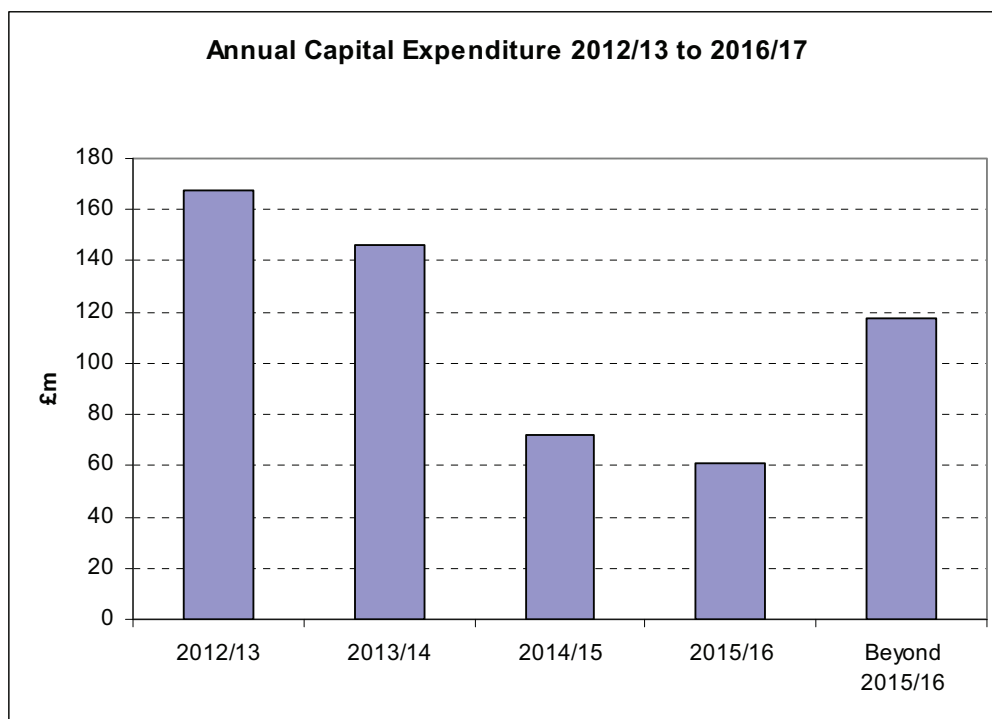
The overall Capital programme position for the 5 years from 2012/13 to 2016/17, amounts to £564m. Although the programme is made up of numerous capital projects the majority of its value falls within Building Schools for the Future (BSF), and Housing, which collectively represent around £468.2m (83%)

47. The spend per year is as below:

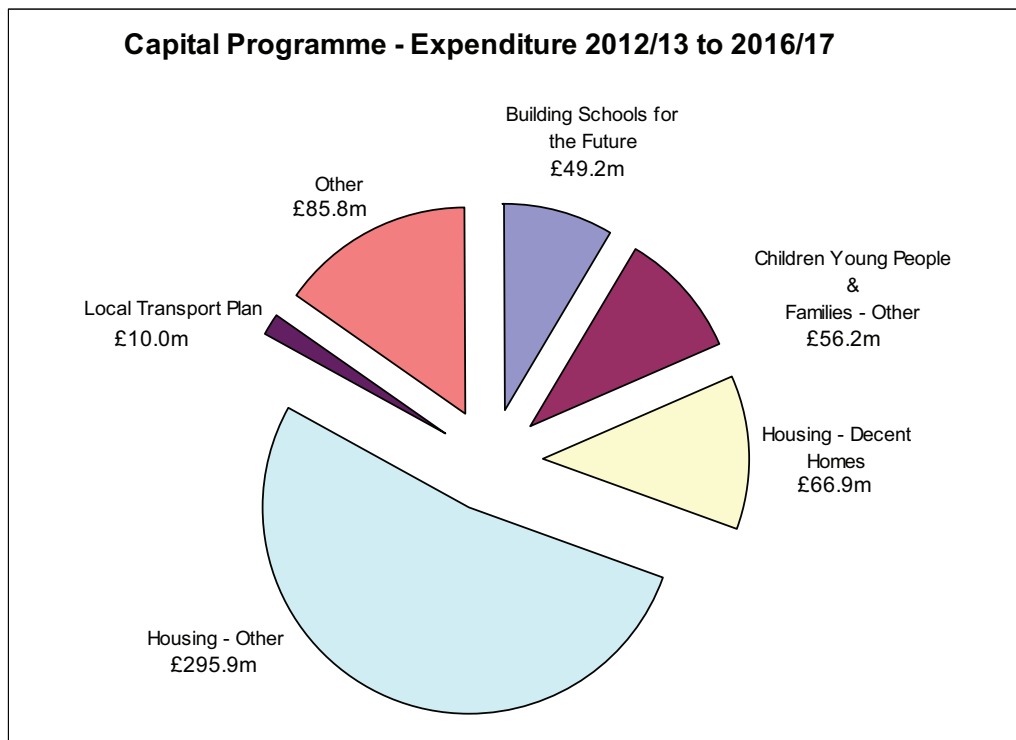
2013/14 Approved Programme Annual Profile

	£m
2012/13	167.3
2013/14	146.4
2014/15	72.3
2015/16	60.7
Beyond 2015/16	117.3
	564.0

48. When represented graphically the impact of the end of the Decent Homes and BSF programmes becomes apparent:



49. As the BSF programme comes to an end, the Housing programme becomes the single largest element (64%) of the Capital Programme.



**CAPITAL PROGRAMME
2012/13 to 2016/17**

	£m	%
Building Schools for the Future	49.2	9%
Children Young People & Families - Other	56.2	10%
Housing - Decent Homes	66.9	12%
Housing - Other	295.9	52%
Local Transport Plan	10.0	2%
Other	85.8	15%
Overall Total	<u>564.0</u>	100%

Comments on the main elements are shown below. Further detail can be found in Appendices 4 to 9.

Building Schools for the Future

50. There are four secondary schools remaining in the programme for completion at a cost of £10.8m in 13/14. This is at the end of a £407m building programme which has totally transformed the educational environment for our children and young people and has created some potent symbols of regeneration for Sheffield's communities.

School Places and Capital Maintenance Programme for Schools

51. The creation of up to 1,000 school places during 13/14 is a priority for the council. Two new schools in the Burngreave/ Fir Vale and Southey Green/Longley areas will produce 840 new places in 2 areas with increasing pupil numbers. The Council will design and procure the new schools, which will be academies under government rules. An external sponsor will then maintain them.
52. Capital investment in maintaining the primary estate (including primary schools) utilises the £6m grant from the DfE together with the devolved formula grant from the schools themselves (£1.3m annually). Good prioritisation utilising our asset management plans means that we can target resources at the most needy schools throughout the city. This includes the ability to combine programmes at schools where it produces better value for money. The critical programmes to follow are, heating and electrical, fire risk assessment measures, structural, roofs, windows and mobile replacements. Stradbroke Primary is a good example where we have combined programmes, with window replacement being combined with heating and electrical refurbishment.

Housing Programme

The programme is aligned to the three main themes in the Council's Housing Strategy.

53. **Increasing the Supply of New Homes in the City (£19.7m)** through supporting the Sheffield Housing Company and other registered homes providers to build new properties. Local Growth Fund money will be used to clear undeveloped sites to prime construction work. For the first time in many years the Council will build its own houses.
54. **Making the best use of the City's existing housing stock (£255.7m)** by continuing to renovate and refurbish the Council's housing stock. The Decent Homes Programme will complete in 2013-14 (£27m) having invested over £700m into improving homes. Going forward, £198.8m of funding has been identified within the Housing Revenue Account to maintain the standards reached today. On top of this over £42m will be invested in heating and insulation schemes improving the energy efficiency of homes reducing fuel costs and meeting the Council's environmental objectives.
55. **Helping Younger, Older and Vulnerable people live independently (£21.4m)** through the provision of grants to help adapt private sector houses to their needs as well as adapting the Council's own stock.

Other Projects and Programmes

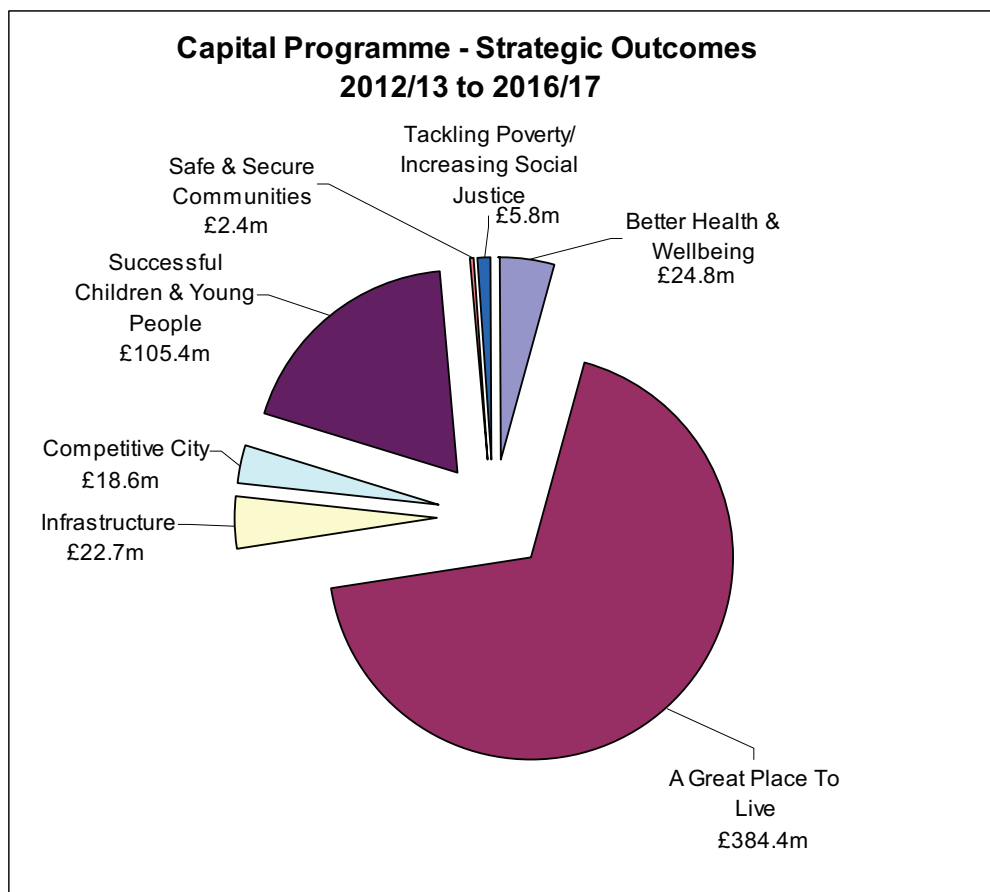
56. £16.9m of **City Regeneration projects** including the purchase of properties for the New Development District, public realm improvements on the Moor

and Arundel Street plus the completion of **the new Sheffield Indoor Market** (£18.0m) which will help to regenerate the Moor shopping area.

57. £10.8m investment in **Office Accommodation** to implement modern IT systems and working practices which will reduce the overall floor space requirement and generate Revenue Budget savings. A further £4.4m is to be spent to make the long term estate fit for purpose and compliant with the latest Health & Safety and accessibility legislation.
58. **Asset Enhancement Programme.** £3.2m will be invested in surplus council land to prepare it for development increasing its attractiveness so that it can be sold to generate a future stream of capital receipts to fund the Capital Programme. This programme will also assist other Council priorities such as developing new homes.
59. £4.7m investment in **Westfield Sports Village** and £3m investment in **Parks projects.**
60. £4.0m programme in the **Communities** portfolio implementing a new customer service strategy and investing in accommodation for community services and resource centres such as Wincobank.
61. £3m will be invested in building workshops to assist new small businesses to develop and provide employment and a further £7m is planned for investment in **Highways** outside the PFI programme.

Strategic Outcomes

62. This year the Council has adopted an alternative Revenue Budget compilation strategy considering the total investment across all service delivery portfolios in a particular area of performance (called a strategic outcome) which is linked to the medium-term plan priorities.
63. The graph below shows the allocation of investment by Strategic Outcome. Individual projects are listed under each strategic outcome at Appendix 11.



64. **Successful Young People** primarily reflects the investment in schools to give children the opportunity of a good start in life. The BSF and Primary School Programmes are the main components of this outcome.
65. **Great Place to Live** includes not just the Housing Programme but also investment in parks, libraries, fit for purpose transport systems and road safety measures. These works are predominantly undertaken by the Place Portfolio and explained in greater detail in Appendices 6 and 7.
66. **Competitive City** – Schemes contributing to this outcome include the City centre regeneration schemes (New Indoor Market, public realm improvements, New Development District) plus some energy efficiency schemes such as the Insulation of Homes which contributes to the Council’s environmental objectives.
67. **Health and Well Being** outcome will see investment in information systems and ICT to improve customer service and reduce operating costs, plus Housing programme schemes that help people to live independent lives in their own homes.
68. **Infrastructure** comprises mainly schemes associated with the life extension of, improving or rationalising the Council’s building estate e.g. the Wider

Accommodation Strategy, Asset Enhancement and Community Investment programmes.

69. **Tackling Poverty and Increasing Social Justice** – a £5.8m scheme to improve the local district heating system including the installation of meters in individual dwellings to give people the opportunity to control their energy usage and cost.
70. **Safe and Secure Communities** investment will provide local facilities like resource centres to develop more sustainable and cohesive communities.

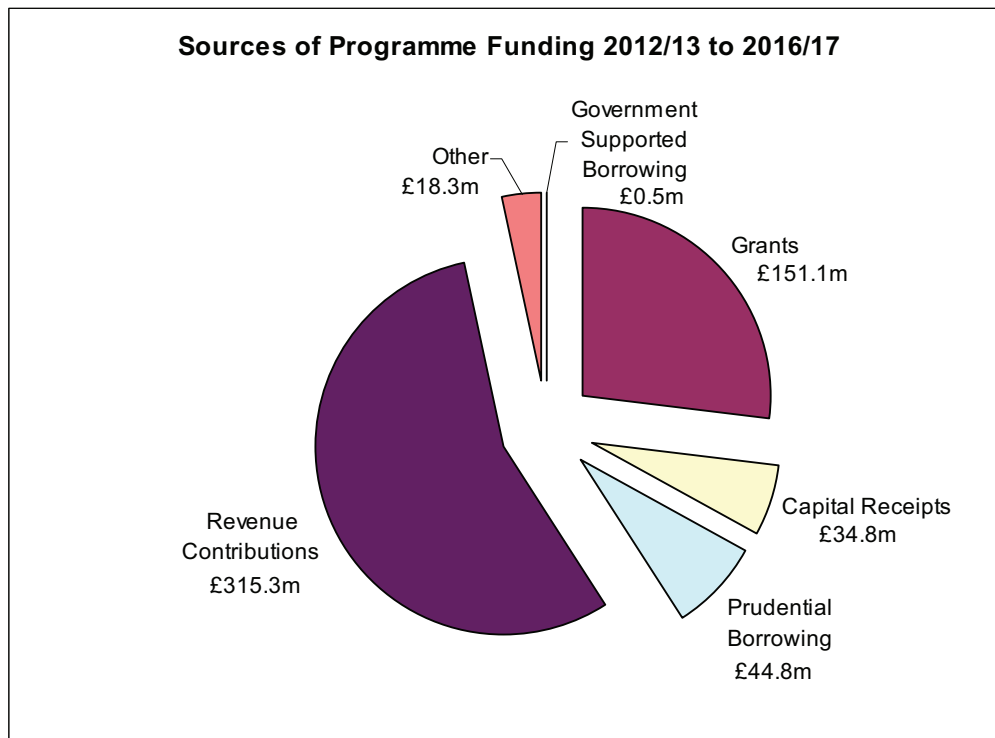
The Programme in 2013-14

71. The Year on Year change in CYPF shows a reducing level of BSF investment as that programme comes to an end. The schools programme is now focussed on the creation of new school places and primary school refurbishment using the Government's Basic Need and Capital Maintenance grants.
72. Housing programme increases by £25m to £75m partly as a result of £15m of slippage from the 2012-13 programme. The 2013-14 programme will focus on completing the Decent Homes programme and replacing roofs (£1.6m) and heating systems (£7.7m). The adaptations programmes to help people live independently will continue at a level of £4.5m. Investment in New Homes is planned at up to £6.6m.
73. Place – a fall of £18.8m from 2012/13 reflecting the change in the funding of LTP maintenance which is now included in the investment in the Highways Private Finance Initiative contract, completion of other schemes such as the first stage (£2.5m) of the BRT North scheme (pending authorisation of the full £32m scheme) and the Start Up Workshops.
74. The Resources will rise by £9m on 2012-13 of which £7.3m is from the delivery of the Accommodation Strategy vision. The new Indoor Market will also be completed. The Asset Enhancement programme will continue at a similar level to 2012-13 but the refurbishment of the long term estate will rise as schemes get underway.
75. The Communities portfolio programme (£1.5m) is forecast to be £1m below 2012-13 as the significant investment in the ICT Infrastructure scheme is completed. Investment in community buildings will continue at a similar level to 2012-13.

SOURCES OF PROGRAMME FUNDING

76. The programme details at scheme level, both the proposed expenditure and expected funding on an annual basis. The funding of the programme comes from a diverse range of resources and Appendix 2 gives a breakdown of how the overall Capital Programme is currently funded.

77. The majority of the programme is funded via revenue contributions to capital mainly from the Housing Revenue Account, which amount to £315.3m (56%). Grants fund 27% of the programme, prudential borrowing funds 8% and Capital receipts represent a further 6% and it is this element of funding that is the most uncertain. Any projects in the Capital Programme funded by this stream can only be undertaken if the receipts is realised.



Sources of Programme Funding 2012/13 to 2016/17		
Scheme	Funding £m	Percentage %
Government Supported Borrowing	0.5	0%
Grants	151.1	27%
Capital Receipts	34.8	6%
Prudential Borrowing	44.8	8%
Revenue Contributions	315.3	56%
Other	18.3	3%
Total	564.8	100%

78. Grants funding is mainly used for the schools capital programme.
79. Prudential borrowing is used where no external funding is available and to fund schemes which will generate a Revenue Budget saving which then repays the principal and interest.

Capital Receipts Funding

80. The receipts from the sale of surplus assets are used to fund a Corporate Resource Pool (CRP) which allows Members at their discretion to undertake projects for which there is no external funding. It is also used by the authority as a strategic reserve to cover to emergencies such as the total loss of a key piece of infrastructure e.g. as occurred in the 2007 Floods. As external funding sources are reduced because of austerity cut backs, the CRP assumes an even greater significance in funding the Capital Programme.
81. Appendix 4 gives a detailed review of the potential receipts and demands on the CRP over the next five years in order to form a view on the level of commitment which can be prudently made.
82. Whilst the Asset Enhancement and Community Investment programmes should deliver a steady stream of surplus properties, the uncertainty in the market suggests that the receipts may not be realised within five years.
83. Given the need to maintain a prudent level of reserve to mitigate infrastructure failures, grant claw back, or project overspends, the conclusion is that there is insufficient confidence to be able to recommend to Members that any CRP funded projects are approved beyond 2013-14.

Prudential Borrowing

84. Under the rules of the Prudential Code, the Council has the power to finance Capital schemes using Prudential Borrowing (borrowing that does not attract financial support from the Government, which is also known as unsupported borrowing). The principles for entering into such borrowing were approved by Cabinet on 22 September 2004, and generally relates to 'Invest to Save' schemes, including Land Assembly and funding for major capital projects.
85. It remains the Council's view that its best overall financial interest is served by substituting Prudential Borrowing for Leasing. It is considered that borrowing in lieu of leasing can be undertaken as an element of 'Invest to Save' (where it is considered to be more cost effective over the whole life of the asset when compared to Leasing), and can be contained within an overall annual limit established for such borrowing.

86. Included within the 2012/13 5-year Capital Programme are the following projects funded in whole or part from prudential borrowing:

Projects	Total Project Value £'000
HRA Capital Projects	5,900
New Sheffield Indoor Market	16,727
Office Accommodation Strategy	10,833
New Retail Quarter Land Purchase	5,576
Asset Rationalisation	2,504
Fosters Carers Housing Enhancement	1,200
UTC Site – Porter Brook	1,060
Vehicle Purchase in Lieu of Leasing	711
Library Book Issuing system	155
Town Hall CCTV	105
Mercury Abatement Equipment	47
Total	44,819

87. Any amendments to these limits will be approved by Full Council and undertaken in line with the Prudential Code. There are other projects outside of the capital programme and these are described in the revenue Budget report e.g. a general £5m provision to borrow for as yet unidentified Invest to Save projects. There may also be a need to borrow up to £5m to close the BSF gap as discussed above at paragraphs 15.
88. Prudential Borrowing does not receive any government support and therefore if the Council enters into any prudential borrowing then it will incur additional Capital financing costs. Prudential Borrowing will only be entered into where it can be demonstrated that funding is available within the overall Council budget to meet the ongoing borrowing costs.

RECOMMENDATIONS

89. It is recommended that Members approve those specific projects included in the 2012-13 to 2016-17 programme at Appendix 10. Block allocations are included within the programme for noting at this stage and detailed proposals will be brought back for separate Member approval as part of the monthly monitoring procedures.
90. Note the proposed Capital Programme for the 5 years to 2016/17 as per Appendix 10.

91. Approve the proposal at paragraph 18 to address the current funding gap on BSF and note that progress will be monitored and reported to Members as part of the normal budget monitoring process.
92. Approve the allocations from the Corporate Resource Pool and the policy outlined in Appendix 4 such that the commitment from the CRP is limited to one year and no CRP supported schemes are approved beyond 2013 -14. (If substantial capital receipts are realised within 2012-13 or 2013-14 a further report will be brought to Members as part of the monthly approval process).
93. Approve the proposal at paragraph 33 to incorporate all capital receipts arising from non charitable covenanted Parks into the CRP.

Finance
January 2012

SHEFFIED CITY COUNCIL												Appendix 1
CAPITAL PROGRAMME												
PORTFOLIO / SERVICE	2012/13		2013/14		2014/15		2015/16		Future		Total	
	£k	%	£k	%	£k	%	£k	%	£k	%	£k	%
Children Young People & Families (CYPF)												
consisting of:												
Building Schools for the Future	38,272	23	10,808	7	73	0	0	0	0	0	49,152	9
Other	29,232	17	22,476	15	4,530	6	0	0	0	0	56,239	10
	67,504	40	33,284	23	4,603	6	0	0	0	0	105,391	19
Communities	2,494	1	1,460	1	0	0	0	0	0	0	3,954	1
Place												
consisting of:												
Highways - Local Transport Plan (LTP)	9,857	6	176	0	0	0	0	0	0	0	10,033	2
Highways - Other	8,979	5	1,227	1	370	1	0	0	0	0	10,576	2
Other Development Services	307	0	3,075	2	1,600	2	0	0	0	0	4,982	1
Business, Strategy & Regulation	119	0	0	0	0	0	0	0	0	0	119	0
Sustainable Development	128	0	54	0	52	0	0	0	0	0	235	0
Culture & Environment	2,121	1	921	1	101	0	1	0	1	0	3,145	1
Creative Sheffield	3,033	2	0	0	0	0	0	0	0	0	3,033	1
City Development	6,328	4	6,595	5	48	0	0	0	0	0	12,971	2
Housing - Decent Homes	27,208	16	33,751	23	2,599	4	3,300	5	0	0	66,858	12
Housing - Other	23,745	14	41,374	28	56,158	78	57,331	94	117,251	100	295,859	52
	81,825	49	87,173	60	60,928	84	60,633	100	117,252	100	407,811	72
Resources	15,432	9	24,514	17	6,784	9	77	1	0	0	46,807	8
Corporate	0	0	0	0	0	0	0	0	0	0	0	0
Overall Total	167,254	100	146,431	100	72,315	100	60,710	100	117,252	0	563,963	100

CAPITAL PROGRAMME FUNDING

SOURCE OF FUNDING	2012/13		2013/14		2014/15		2015/16		Future		Total	
	£m	%	£m	%	£m	%	£m	%	£m	%	£m	%
Government Supported Borrowing	0.5	0	0.0	0	0.0	0	0.0	0	0.0	0	0.5	0
Prudential Borrowing	11.7	7	25.6	17	5.8	8	1.7	3	0.0	0	44.8	8
Grants	96.1	57	42.7	29	6.6	9	1.9	3	3.8	3	151.1	27
Contributions	8.8	5	6.1	4	2.8	4	0.2	0	0.4	0	18.3	3
Capital Receipts	15.0	9	8.4	6	7.1	10	1.1	2	3.1	3	34.8	6
Revenue Contributions	35.1	21	64.0	44	50.1	69	55.9	92	110.1	94	315.3	56
Overall Total	167.3	100	146.9	100	72.4	100	60.8	100	117.4	100	564.8	100

CAPITAL PROGRAMME MONITORING 2012/13 – As at 30th November 2012

Summary

1. At the end of November 2012, capital expenditure so far to date is £28.4m (26%) below budget. The outturn forecast is £39.7m (21%) below the Approved Capital Programme.

2. The variation in the year to date position arises mainly from either operational delays (£2.4m); project slippage (£3.7m) and incorrect budget profiling of (£6.5m). During the month of November, expenditure was £11.7m 35% above the programme budget. This is mainly due to spending ahead of profile within the Housing (£4.9m) and CYPF (£1.1m) programmes.

3. The forecast for the year shows all portfolios slipping against the approved programme. The forecast, at £151.2m, is £12.7m lower than the Month 7 position (£164.7m) with the biggest movements being in CYPF (down £11.4m), Resources (down £2.4m) and Place (up £2.2m). Further detail can be found in the specific sections below.

Financials 2012/13

All figures reported in £000

Portfolio	Spend to date £000	Budget to Date £000	Variance £000	Full Year forecast £000	Full Year Budget £000	Full Year Variance £000
CYPF	34,121	43,080	(8,959)	60,503	72,566	(12,063)
Place	11,586	19,360	(7,774)	25,301	30,573	(5,272)
Housing	29,220	32,328	(3,107)	49,585	60,857	(11,271)
Communities	616	1,796	(1,180)	2,082	3,096	(1,014)
Resources	3,983	11,397	(7,414)	14,521	24,643	(10,122)
Grand Total	79,527	107,962	(28,435)	151,993	191,735	(39,742)

Commentary

4. The main changes in the forecast are:

Children, Young People and Families Programme

5. CYPF capital expenditure is £8.9m (21%) below the profiled budget for the year to date and forecast to be £12.1m (17%) below the programme by the year end for the reasons set out in the table below.

Cause of change on Budget	Year to date £000	Full Year forecast £000
Slippage to be carried forward	0	-6,568
Slippage on Devolved Budgets	0	-3,000
Accelerated spend	0	0
Operational delays in projects due to planning, design or changes in specification	-1,582	-10
Revised profile for Building Schools for the Future programme	-1,599	0
Incorrect budget profiles	-4,440	0
Delayed forecasts by project managers	0	-237
Projects submitted for Approval	0	57
Under spending on project estimates	-363	-1,295
Other variances	-976	-1,011
	<u>-8,959</u>	<u>-12,063</u>
Spend rate per day	203.1	244.0
Required rate to achieve Outturn	432.5	
Rate of change to achieve forecast	112.9%	

The CYPF forecast shows a projected reduction in spend against the approved programme of £12.1m. The cause of the shortfall against the Budget is due to slippage with £3m on the Devolved Formula Capital; £5m on BSF; £0.7m on the Foster Carers Housing Extension project; £0.5m on Grace Owen Nursery and £0.3m within the Primary Prioritisation Programme. A further £1.3m of potential underspend against approved amounts has been identified on various Primary school programmes.

Place Programme

6. The Place portfolio programme (excluding Housing) is £7.7m (40%) below the profiled budget for the year to date and forecast to be £5.2m (17%) below the programme by the year end for the reasons set out in the table below. The main reason for this month's variance is due to incomplete forecasting by project managers. With regard to the £7.7m year to date variance this is spread across all projects and programmes with no single project creating the majority of the variance.

Cause of change on Budget	Year to date £000	Full Year forecast £000
Slippage b/fwd from 2011/12		
Slippage to be carried forward	-2,042	-275
Operational delays in projects due to planning, design or changes in specification	-1,070	-445
Incorrect budget profiles	-2,482	0
Delayed forecasts	0	-5,278
Projects submitted for Approval	106	222
Overstatement of budgets		
Overspending on project estimates	-218	403
Other variances	-2,069	101
	<u>-7,774</u>	<u>-5,272</u>
Spend rate per day	69.0	102.0
Required rate to achieve Outturn	224.8	
Rate of change to achieve forecast	226.0%	

Housing Programme (Place Portfolio)

7. The Housing capital programme is £3.1m (10%) below the profiled budget for the year to date and forecast to be £11.2m (19%) below the programme by the year end for the reasons set out in the table below:

Cause of change on Budget	Year to date £000	Full Year forecast £000
Slippage to be carried forward	-2,484	-9,081
Operational delays in projects due to planning, design or changes in	-861	-48

specification

Incorrect budget profiles	0	0
Delayed forecasts	0	0
Projects submitted for Approval	-2,877	-30
Home Improvement grants held on behalf of other local authorities	137	-972
Items under investigation		
Underspending on project estimates	-22	-540
Other variances	3,000	-601
	<u>-3,107</u>	<u>-11,271</u>
Spend rate per day	173.9	199.9
Required rate to achieve Outturn	333.9	
Rate of change to achieve forecast	91.9%	

The main reason for this months variation is due to slippage (£9m) within the Delegated Capital Schemes managed by Sheffield Homes which equates to 15% of the underspend against this year's Housing budget.

Communities

The year to date spend on the Communities portfolio capital programme is £1.1m (66%) below the profiled budget and the forecast (£1m (33%) below budget) suggests this will not be recovered. £412k relates to an under spend on the Parson Cross Library project. A further £848k relates to slippage on the implementation of the ICT infrastructure project

Resources

The year to date spend is £7.4m (65%) below the programme and forecast to be £10m (41%) below the approved budget for the whole year.

The key reasons for the variance are below

Cause of change on Budget	Year to date £000	Full Year forecast £000
Slippage b/fwd from 2011/12		
Slippage to be carried forward	0	-8,400
Operational delays in projects due to planning, design or changes in specification	0	0

Incorrect budget profiles	-5,199	0
Delayed forecasts	0	-929
Projects submitted for Approval	0	0
Overstatement of budgets		
Overspending on project estimates	0	0
Other variances	-2,216	-793
	<u>-7,414</u>	<u>-10,122</u>

Spend rate per day	23.7	58.6
Required rate to achieve Outturn	172.8	
Rate of change to achieve forecast	628.6%	

The year end forecast position is £10.1m under budget and comprises of the following:

- £2.4m slippage on the Accommodation strategy;
- £5.0m slippage on the Moor Indoor market. Progress is on schedule but against an updated construction plan from the contractor and subsequent reports will seek approval to slip the spending authority into 2013-14;
- £505k slippage on the Asset Realisation project which is designed to make vacant sites more attractive to potential developers raising cash for the Council much faster;
- £421k slippage on the general Council building refurbishment and repairs programme;
- £421k slippage on roof and lift replacement at the Town Hall pending development of the city centre Civic Accommodation strategy which help realise cost savings by reducing the overall requirement for office accommodation.

Capital Receipts and Corporate Resource Pool – 2012-2017

1 Overview

1. The Council's Corporate Resource Pool (CRP) provides a flexible capital resource pool to address key Member and Corporate capital priorities. It is used to address funding issues that are not covered by mainstream capital resources. The national programme of expenditure reductions has increased the importance of this facility. Funding comes mainly from capital receipts resulting from the sale of Council land and buildings plus other unrestricted capital income.
2. The weak property market and consequent low levels of capital receipts necessarily led the Council to adopt a strategy of making no further capital commitments funded by capital receipts, beyond the next year.
3. This report proposes retaining this policy in the face of the funding gap in the Building Schools for the Future (BSF) programme, the need to maintain the Council's infrastructure and provide for other capital contingencies such as the structural failure or uninsured losses caused by natural disasters such as the 2007 floods.
4. In recommending this action, it has been possible to fund £5.6m of programme commitments in 2013-14, £1.4m of priority commitments to help generate revenue budget savings whilst providing for up to £4.4m of bids for potential projects. However as Table 2 shows, future year demands on the CRP exceed the available receipts in 2014-15 and 2015-16 unless the 2014-15 bid requirement for £4.5m is suppressed. Without this action the CRP would be overdrawn. So, this report

recommends no further approvals beyond 2013-14 unless more capital receipts can be realised.

5. The Director of Property and Facilities Management is developing a major initiative to unlock the value in the Council's property estate. The first of the potential receipts are included in this report and further submissions will be brought as each business case is developed.

2 Introduction

6. The Corporate Capital Strategy (CCS) is part of the Council's Medium Term Financial Strategy. As part of the CCS process in recent years, a Corporate Resource Pool (CRP) has been created.
7. Following the downturn in the economy, the council has had to consider the impact the downturn may have on the future value of property sales i.e. capital receipts. Against this background, the Council has reviewed the overall capital programme and considers each property disposal on an individual basis, deciding to proceed only if the sale demonstrates a good return.
8. Housing receipts are subject to complex rules creating restrictions on their use and currently involve some portion going to central government. This report has been formulated on the assumption that all receipts from the sale of council houses under the Right to Buy provisions go to the Housing Revenue Account.

3 Background

9. In 2010-11 the continued restrictions on the availability of capital receipts resulted in portfolios re-prioritising and re-phasing programmes for the period 2010-13 CRP within existing funding allocations. Any new schemes that portfolios wished to introduce had to be funded by the cancellation or reduction of an existing scheme to the equivalent value. That situation has not changed.

10. Bids for CRP funding have in the past been considered over a 3 year period using the following principles:-

- Key component of the Council Corporate Plan
- Identified needs consistent with Corporate and Portfolio Asset Management Plans
- The availability of other potential funding streams.

The new capital programme management principles now allow the council to consider these over five years.

4 Review of the Capital Receipts position

11. The programme at Appendix 10 includes £36.0m of schemes funded by capital receipts over the period from 2012-13 to 2016 and beyond. The allocation by portfolio is shown below in Table 1.

12. The latest forecast from the BSF programme has an affordability gap of £9.0m before mitigation which has halved from £18.4m in the previous year. Efficiency savings of £8.9m and further income of £550k have reduced the gap. The works still have some course to run and the forecast is not guaranteed. Revenue and Customs (HMRC) are challenging the recovery of VAT on some aspects of the project and if upheld, this would add a further £2.3m to the gap, making it £11.3m.

13. The Council also needs to develop sufficient cover for risks on other historic programmes such as the capital receipts expected to fund the Inner Relief Road and maintain a general level of cover to handle the risks described in paragraphs 18, 25 and 26 of the main report.

14. Table 1 below assumes a BSF gap of £9m is closed from capital. The demand on capital receipts could be less but it emphasises the need to achieve the anticipated efficiencies in the project and minimise the VAT charge.

Table 1	2012-13	2013-14	2014-15	2015-16	2016>	Total
	£m	£m	£m	£m	£m	£m
CYPF	4.3	0.2	0.0	0.0	0.0	4.5
Place	6.3	2.4	1.4	1.1	3.1	14.3
Communities	0.9	0.5	0.0	0.0	0.0	1.4
Resources	3.5	5.3	5.8	0.0	0.0	14.6
Month 6 Review savings	-0.8					-0.8
Total Programme (as per Appendix 3)	14.2	8.4	7.2	1.1	3.1	34.0
BSF Gap Mitigation	0.0	2.5	6.5	0.0	0.0	9.0
Priority Commitments	1.4	2.9	2.8	4.9	5.2	17.1
Bids	0.0	4.4		5.0	6.5	15.8
Total	15.6	18.2	16.5	11.0	14.8	75.9

15. An evaluation of potential capital receipts shows the following profile:

Table 2	2012-13	2013-14	2014-15	2015-16	2016>	Total
	£m	£m	£m	£m	£m	£m
B/fwd Resources	32.4					32.4
Receipts Potential	4.8	5.8	8.9	10.8	34.2	64.5
Potential	37.2	5.8	8.9	10.8	34.2	96.9
CRP Funds Available	21.6	9.3	1.7	1.5	21.0	
Risks (£m)	0.4	1.7	6.8	6.8	6.8	
% of Risk Covered	5403.0%	536.3%	24.9%	22.5%	307.1%	

16. The uncertainty in the property market means that the future year figures in Table 2 are indicative values. Receipts are an “expected value”, having been adjusted from the “headline” level to reflect the risk that some may not arise at all. The “headline” potential receipts are up to £118m over the ten year time horizon compared to a risk adjusted value of £64.5m.
17. Table 2 shows that the potential impact of the BSF gap on the level of the CRP. Given the receipts profile above, the fund would be almost exhausted in 2014-15 and have insufficient cover for identified risks let alone any contingency. Table 2 shows the anticipated cover for risk. The minimum prudent provision would be 100%. In 2014 -16 the cover falls to around one quarter of the identified risks.
18. It follows therefore some capital rationing will have to be applied from 2014 onwards.

5 Conclusion on the Funding of CRP Schemes

19. As reported earlier, the CRP is made up largely from capital receipts and some government grants, which in the past have been inadequate to support the level of projects for which the CRP was designed.
20. However the economic down turn has lead to a reduction in capital receipts due to a mix of lower property sales values. This means that in the foreseeable future, this type of funding will not be able to support the requirements of the capital programme.
21. Tables 1 and 2 above show that the programme can be balanced but subject to capital rationing in the period 2014 to 2016. The uncertainty on the future stream of capital receipts and other risks within the capital programme mean that it would be imprudent to commit to new projects funded by capital receipts beyond 2013-14.

Children, Young People and Families Capital Strategy 2013/14

1. National Context

1.1 Capital Investment Review

A comprehensive Review of all capital investment led by Sebastian James and often referred to as the 'James Review' was published in April 2011. Since then, a number of outcomes from the review, which included schools, early years, colleges and sixth forms, have been announced.

The Review has considered how the Department for Education (DfE) could achieve better value for money and improve efficiency in capital investment. An important recommendation to direct all capital funding for all schools through local authorities has not been implemented as yet.

1.2 Capital Funding

A key outcome of the recommendations has been to reform the funding system to focus on ensuring that school buildings are in good condition and provide sufficient space for pupils. Allocations from 2014/15 will be informed by the outcome of the Capital Review, but the Secretary of State has already indicated that he aims to maintain Basic Need and Building Maintenance funding at the levels of 2011/12 for each year until 2014/15. The amount allocated for 2013/14 totals £12.479m (estimated figure only at this time: to be confirmed by DfE in 2013).

1.3 Property Data Survey Programme

A further response to the Review has been the Property Data Survey Programme (PDSP) established to enable the national collection of building condition data of the whole education estate. The overall aim is that the PDSP will provide a high-level picture of the condition for the entire education estate to inform future capital allocations.

In September 2011, the EFA (previously Partnerships for Schools PfS) was asked by the Department to lead on the delivery of the PDSP to survey educational establishments throughout England in order to ensure future capital maintenance funding is targeted to meet the most urgent condition needs of the education estate. Initially, this involved the procurement of contractors to carry out property data surveys

(PDS) and asset management software (AMS) to support delivery of the programme.

In December 2011, Tribal Education Limited was appointed to provide the AMS system and to co-ordinate the initial transfer of condition data. In March 2012 the EFA appointed Capita Symonds to carry out surveys in Yorkshire and The Humber.

The programme is due for completion by October 2013. This will begin to inform the condition element of capital allocations from 14/15.

1.4 Priority School Building Programme (PSBP)

In July 2011, the Department for Education (DfE) announced the Priority School Building Programme (PSBP). The intention at this point was for all of the PSBP to be a privately financed initiative (PFI) to provide school facilities. The programme is a national programme aimed at both primary and secondary schools, whose primary aim is to address those schools in the worst condition.

In May 2012, the Secretary of State announced the schools that are included in the Priority School Building Programme. The qualifying criteria for the PSBP have been that the required amount of maintenance investment had to be the equivalent of 30% or more of the costs to rebuild the school. A total of 587 applications were submitted to be included within the programme, of which 261 schools were successful.

Within the announcement 30 schools were identified as being high priority and as such would not wait until a Private Finance Initiative (PFI) approach could be developed for the programme before action was taken and should therefore attract centrally managed capital grant.

Sheffield City Council submitted applications to have 5 primary schools included within the programme (Fox Hill, Gleadless, Pipworth, Prince Edward and St Theresa's). Of the 5 applications, 2 were successful (Fox Hill and Prince Edward) and both were included in the list of 30 high priority schools.

The programme will be procured and project managed by the EFA. SCC will not receive any capital funding and simply support the EFA to deliver the project. The aim is to have the new schools open by March 2015.

1.5 Standardised Designs

In October 2012, again in response to recommendations from the James Review, the EFA published a set of baseline designs for both primary and secondary schools. The example designs show a

reduction of around 5-15 percent in area to primary and secondary layouts respectively.

Initially, the baseline designs will be used to help finalise briefs for the PSBP and for discussion with local planning departments. Contractors can develop them into detailed schemes, or propose alternatives. The EFA have said that they expect the baseline designs to evolve in response to feedback, and intend to add further versions.

1.6 Academy Conversions

An academy is a publicly funded school and operates independently of the local authority. Schools may convert if they are at least good as rated by Ofsted, or if they are deemed to require an external sponsor. It is expected that at least 24 schools out of 170 altogether will be academies at the start of the 13/14 financial year.

When a school becomes an academy, the capital maintenance funding is allocated directly to the school which will then be responsible for all repairs and maintenance.

The impact of this means the overall capital allocation to the local authority will reduce with every academy conversion. This reduction may impact on the authority's ability to provide a strategic approach to addressing building condition across the entire estate with the delivery of such programmes as window, roof, toilet and mobile replacements.

We will continue to propose to the DfE that they should direct all capital funding through the local authority so that funding can be prioritised to the areas of most need across the city, no matter what the status of the school is.

1.7 Early Years Education and Childcare (EYECS)

In September 2010 all three and four-year-olds became entitled to 15 hours a week of free early education, an increase from 12.5 hours a week. The Government has now committed to extending this to around 20 per cent of the least advantaged two-year-olds and for looked after children from September 2013.

2. Local Agenda: CYPF Capital Investment

2.1 Early Years Education and Childcare (EYECS)

The review of EYECS provision in Sheffield is nearly complete and further consultation will take place until February 2013. There have been no capital programmes implemented in 2011/12 and 2012/13.

It has recently been announced that additional capital funding will be provided to local authorities to facilitate this expansion and for Sheffield, this will be £1.034m.

2.2 Sheffield Schools

Sheffield has 170 publicly-funded mainstream schools. There are 133 primary, 25 secondary, 10 special and 2 nursery schools. At September 2012, these represented a total of 44,204 primary places and 27,837 secondary places across the city. The schools are well distributed around the city providing good access for local communities. Sheffield schools are managed under a number of differing governance arrangements, covering Community, Academy, Voluntary Aided, Voluntary Controlled and Foundation/Trust schools.

2.3 Primary Sector

Primary schools in Sheffield consist of a combination of “through” primaries (covering Reception to Y6) and “split-phase” Infant and Junior schools (covering Reception to Y2 and Y3 to Y6 respectively), with some schools also offering Nursery provision.

Over the past decade, the number of births in Sheffield has increased in line with the national trend. According to births forecasts derived from population projections provided by the Office for National Statistics, this trend is expected to continue for the foreseeable future.

In response to this population growth over 2,500 primary school places have been added over the last five years, with a further 840 to be provided in two new primary schools in the north east of the city from September 2014. Overall, the city is operating in a tighter system as fewer surplus places means less flexibility to manage changes in local populations.

2.4 Primary Capital Programme (PCP)

Funding through the Primary Capital Programme is no longer available and any replacement will form part of the Capital Review. The final projects supported by PCP were completed in summer 2012.

2.5 Building Condition Issues

With around £125m of backlog maintenance required across the primary school sector of the CYPF estate alone, the current government focus on addressing provision in the worst condition is welcome. However, a key priority is to ensure that the limited resources allocated to Sheffield are targeted correctly using robust Asset Management Planning processes with relevant and recent data.

2.6 Secondary Sector

There are 25 secondary schools in Sheffield, 10 of which offer sixth form provision.

As the birth rate has increased, larger cohorts will begin to move through from the primary sector and continue for the foreseeable future.

In some areas of the city these larger year groups will begin to put pressure on places from 2015/16 onwards. Planning is already underway to address this demand through the latter stages of the Building Schools for the Future programme.

Towards the end of the decade the pressure on places across the system will become more apparent, with an overall shortfall forecast from 2018/19 onwards.

Capital investment will be required to provide additional places either through the agreed expansion of existing schools or through new provision. Currently the priorities are identified as:

- Complete planned expansions at Tapton, Bradfield and Forge Valley to offer additional places from 2015/16.
- Forecasts indicate the need to commission an additional 12 to 15 forms of entry by the end of the decade.

2.7 Building Schools for the Future (BSF)

Building Schools for the Future (BSF) has been a significant school buildings investment programme. The aim was to rebuild or renew nearly every secondary school in England. Significant cuts to the national programme were announced in July 2010. Sheffield has been extremely fortunate compared to some authorities across the country within the governments spending review where many authorities found their programmes cancelled. The £407m BSF programme in Sheffield is in the final phase with the majority of secondary schools complete or nearing completion. However, savings have had to be found on top of an existing affordability gap, but a strategy has been developed to manage these issues. The outcome of the programme has meant that Sheffield children and young people will enjoy excellent and exciting environments for many years to come.

2.8 Special Educational Needs (SEN)

There are 10 special schools catering for a range of needs across the city. They have benefited from developments from BSF and primary capital programme funding, examples of which are the rebuilding of Bents Green and residential facility and the co-locations of All Saints and Seven Hills, Newfield and Talbot and Mansell and Woolley Wood.

Our capital strategy will continue to maximise funding streams so that the stock is sufficient and suitable. The redevelopment of Norfolk Park primary school is a current example.

2.9 Short Breaks for Disabled Children

A national programme of Aiming High for Disabled Children (AHDC) Short Breaks Transformation commenced in 2008/09. In Sheffield, this capital fund has been clearly linked with the City's needs assessment and has been used to support the growth of short break provision directly. Within AHDC, from April 2011, the government placed a duty on all local authorities to provide a range of short breaks services for disabled children, young people and their families.

Sheffield has been allocated a total of £1.1m up to 2011/12, which has funded a range of projects including a sensory room at Concord Leisure Centre and enhanced equipment and facilities at Graves Park and Rivelin. Also, part of the funding has been allocated to a capital grants programme that organises the delivery of services to disabled children, which has successfully supported projects across the city.

A further allocation of £382k for 2012/13 was announced in September 2012. The plan for this allocation will be determined within the needs assessment and agreed in consultation with parents and carers.

2.10 Looked After Children (LAC)

As of October 2012 there were 560 Looked after Children in the care of Sheffield Local Authority. Of this number, 125 are currently living in independent foster care arrangements. A project is currently being implemented that will enable more children to be placed with existing foster carers within the city. One of the main barriers to increasing the number of Looked after Children in LA foster care is the size of the foster carers' existing accommodation. This improves local placement sufficiency and stability of placements in line with the Looked After and Adopted Children and Young People Strategy for Sheffield, December 2010. It also improves the opportunities for placing siblings together. The project is funded by prudential borrowing.

2.11 14 – 19 University Technical College (UTC)

UTCs are academies for 14-19-year-olds. They focus on providing technical education that meets the needs of modern employers. They offer technical courses and work-related learning, combined with academic studies.

In 2011 The Department for Education (DfE) gave permission for a new UTC to be built in Sheffield, the first in Yorkshire and only one of 18 across the UK. There will be capacity for 600 students providing

specialist vocational learning within the engineering and digital sectors.

The project has been made possible through the financial support of Sheffield City Council, which bought the Porter Brook Site on which the UTC will be built, alongside lead sponsor The Sheffield College. The college has also received £9.9m capital funding from the DfE. It is due to open in September 2014.

3. Review of what has been achieved in 2012/13

CYPF Service Area	Project Details
Inclusion & Learning Service: Pupil Places	Population Growth and Primary Provision 2: investment into 7 primary schools to provide additional school places.
Business Strategy: Building Maintenance	17 Successful school Building Maintenance Grant projects 4 boiler replacement/heating systems installed 3 electrical replacement projects 2 toilet refurbishment projects 2 significant structural repair projects 2 Mobile Replacements 3 Window Replacements 2 Roof Replacements
Business Strategy: School Meals Service	2 Primary Schools - investment into the kitchen and dining facilities
Primary Capital Programme (PCP)	2 Primary Schools: completion of final 2 refurbishment projects.
Building Schools for the Future (BSF)	4 Secondary Schools: new construction and refurbishment projects completed
Inclusion and Learning Service (ILS): Special Educational Needs (SEN)	1 Special Primary School – investment to improve significant building condition and suitability issues. 2 Pupil Referral Unit Projects
Children and Families: Learning Disabilities and Difficulties	10 Projects funded through the Short Breaks capital grants programme
Children and Families: Looked After Children	5 Children’s Homes Improvements

4. The Children and Young Peoples (CYPF) Capital Programme 2013/14

The review of capital spending continues, with further announcements expected in 2013 about the methodology and amounts of capital allocated to local authorities. In January 2013, Sheffield CYPF capital allocations were announced for 2013/14.

4.1 The Outcomes – What will this deliver for the people of Sheffield

4.1.1 Early Years – Free Entitlement

This will contribute to the delivery of places for up to 1,400 2-year-olds in Sheffield. The council will build capacity to support both the maintained and non maintained sectors so that parents have a sufficient quality choice for their children. The entitlement is for families on the equivalent of a free school meal income, looked after children and children with special educational needs.

The capital allocation for 13/14 is £1.034m.

4.1.2 Basic Need: Provision of pupil places

The Education Act 1996 sets out a duty for every authority 'to ensure the provision of 'sufficient' schools' for the provision of primary and secondary education in their area'. This requirement is often referred to as 'Basic Need' and is considered to be a priority for targeting resources when planning school places.

The amount allocated for 2013/14 is £4.598m (estimated figure only at this time: to be confirmed by DfE in 2013). This is consistent with last year's allocation of £4.598m.

In the short-term areas for capital investment to provide additional primary school places are broadly as follows:

- Ensure necessary work takes place to facilitate agreed bulge year groups at Oughtibridge, Whiteways, and Tinsley Juniors.
- Further work to address the potential shortage of places in the north east of the city ahead of the new schools.
- Two new primary schools in the north east of the city from September 2014
- Analysis of the latest population data to assess the need for any additional schemes in the city from September 2014 onwards.

In the medium to long-term, work to monitor local populations and assess the need for further schemes is likely to remain an annual process for the foreseeable future.

4.1.3 Capital Maintenance: Building condition related issues

Over recent years, a consistent annual programme of addressing priority maintenance issues has enabled Sheffield to reverse the decline of its school buildings. However, this followed years of significant under-investment and the need for investment still outstrips the resources available, particularly in the primary sector. Therefore,

prioritising how resources are allocated remains essential. The amount allocated for all Local Authority maintained schools is 6.94m, (estimated figure only at this time: to be confirmed by DfE in 2013), which is a reduction that reflects the number of academies and maintained schools. Academies are able to access their own grant from the DfE.

4.1.4 Devolved Formula Capital: Grant allocated to schools to maintain buildings

The amount allocated for all Local Authority maintained schools is £1,109,359 (*estimated figure only at this time: to be confirmed in January 13*). This is a slight reduction of last year's allocation of £1,386,699 and still a significant reduction (85% tbc) from the £8m on average allocated annually between 2008/09 and 2010/11. This is a significant reduction of funding for schools to cope with and makes the targeting of scarce resources even more important.

4.1.5 Special Educational Needs (SEN)

Bents Green Secondary – Learning Difficulties : Historically Sheffield has commissioned a number of out of city placements for young people with autism, challenging behaviour and complex needs moving out of a specialist provision in the city.

It is the council's policy to maintain as many young people within the city both in terms of their care and learning quality. In consultation with specialist providers, CYPF commissioned provision within the city itself and an options appraisal was undertaken by Capital Delivery Service (CDS) to identify suitable premises.

It has been agreed to develop an option to create a mezzanine floor in a hall at Bents Green so that we have a base of up to three rooms with independent facilities for children with complex and learning difficulties. This will mean we can include a number of young people within the city's facilities as opposed to placing them out of city.

Norfolk Park Primary – Severe Learning Difficulties: A recent assessment of specialist provision has highlighted some building condition and suitability issues. A full feasibility has been carried out and work to significantly reshape the school will be the outcome.

4.1.6 Aiming High for Disabled Children – Short Breaks Capital Grant

Aiming High for Disabled Children (AHDC), announced in 2007, is the transformation programme for services for disabled children and their families.

It has contributed to support projects across the city and we continue to develop a facility to give educational opportunities at Thornbridge

Outdoor Education Centre for children with disabilities.

4.2 CYPF Capital Programme 2013/14 – Financial Implications

4.2.1 Early Years – Free Entitlement

As described above, £1.034m has been allocated to support the 2 year old free entitlement. Additionally, the project for Grace Owen nursery should be completed this year.

4.2.2 Basic Need and School Places

		13/14 £000	14/15* £000	15/16* £000
Staff Costs – Capital Delivery Feasibility		250	250	250
School	Proposal			
Oughtibridge Primary School	Temporarily expand to provide 30 additional places for one year	158	0	0
Tinsley Junior School	Temporarily expand to provide 8 additional places for 3 years	150	0	0
Whiteways Primary	Increase physical capacity to accommodate additional children in bulge years	24	0	20
Burngreave/ Fir Vale	Build a new 420 place primary school on a cleared site at Skinnerthorpe Road	3,286	2,150	0
Southey/Shirecliffe/Longley	Build a new 420 place primary school on the site of former Watermead Nursery Infant School	3,160	1,980	0
Basic Need Population Growth	Unallocated funding available for developing projects, e.g. the rebuilding of Tinsley infant and junior schools into one new primary school	0	0	4,059
TOTAL		7,028	4,380	4,329

* All programmes and amounts are subject to future capital allocations, approvals and priorities

4.2.3 Building Condition Repairs and Maintenance

Building Maintenance Programme	13/14 £000	14/15* £000	15/16* £000
Staff Costs and Asset Management Planning	230	230	230
Significant Remodelling/ Rebuilding Programme	2,000	2,000	2,000
Improvement Programmes			
Fire Risk Assessment Measures	2,000	1,000	1,000
Heating, Mechanical and Electrical	1,700	1,700	1,700
Structural	300	300	300
Roofing	200	250	185
Windows	200	250	185
Toilet Replacement	75	70	70
Mobile Replacement	200	500	250
Kitchen & Dining	-	-	-
Looked After Children	-	50	-
Children's Centres	-	50	-
Access Initiative**	100	100	100
Emergency Issues	200	200	200
TOTAL	7,205	6,700	6,220
Unallocated funding available for scheme projects**	(711)	(206)	274
Revised Total	6,494	6,494	6,494

* All programmes and amounts are subject to future capital allocations, approvals and priorities

** The ' Unallocated funding available for scheme projects' figure of £711k for 13/14 comprises £300k of capital maintenance allocation not committed in 12/13 but applied to schemes in 13/14 and savings of c.£411k from 12/13 reduced business unit expenditure, to be invested in schemes for 13/14. £206k of expenditure will effectively be brought forward from 15/16 into 14/15.

Note: further future expenditure, from the above Building Maintenance unallocated fund, after adjustments for items awaiting approval, together with future income estimates for years 14/15 and 15/16 is planned to be spent on the following scheme areas:

- (i) Staff costs and Asset Management Planning;

- (ii) Rebuild Programme;
- (iii) Improvement programmes – Fire Risk, Heating, Mechanical & Electrical; Structural; Roofing; Windows; Toilet Replacement; Kitchen & Dining; Mobile Replacement;
- (iv) Children’s Centres;
- (v) Access Initiative; and
- (vi) Emergency Issues.

Proposals are being formulated and projects will be brought forward for approval when ready.

4.2.4 Building Schools for the Future (BSF)

BSF Secondary School Projects	2013/14 £000
Birley, Handsworth Grange, Notre Dame	£10,808

4.2.5 Other CYPF Capital Grant Funding

Aiming Higher for Disabled Children (AHDC) – Short Breaks	2013/14 £000	14/15 £000
Small Grant Programme	150	tbc*
Capital Project	208	208
* (to be confirmed by DfE in 2013).		

4.3 Maintenance Programmes

The following table lists the priorities that are included within the individual maintenance programmes:

- Fire Risk Assessment;
- Heating, Mechanical and Electrical equipment;
- Structural defects;
- Roofing;
- Windows;
- Toilet replacements;
- Mobile classroom replacements; and
- Kitchen and Dining facilities.

4.4 Sustainability

All capital schemes are delivered to meet the requirements of current Building Regulations, e.g. Part L, and also the City Council’s Core Planning policies. All recent new builds and major extensions schemes have been designed to the Building Research Establishment’s Environmental Assessment Method, (BREEAM) and achieved a

BREEAM rating of very good. The aims of BREEAM are to mitigate the impacts of buildings on the environment. Recent schemes have included a number of sustainable features, such as green and brown roofs, Air Source Heat pumps and Bio Mass boilers.

The Housing Investment Programme 2013/14 - 2017/18

1 National Context

This report sets out the Council's proposed investment in homes and neighbourhoods across the city. This investment plays an important role in contributing towards the delivery of the Council's Corporate Plan priorities, with specific focus on making Sheffield a Great Place to Live, promoting Better Health and Wellbeing, as well as contributing towards establishing Safe and Secure Communities and creating a Competitive City.

The Housing Investment Programme will help to underpin and deliver some specific elements contained within the Council's new Housing Strategy and other related strategies. This establishes three key objectives for housing in the City over the next 10 years. These are:

- Increase the supply of new homes in the city
- Make best use of the city's existing stock
- Help younger, older and vulnerable people to live independently

This year, the activities contained within this appendix follow this format in order to clearly set out how where the Housing Investment Programme is contributing towards the achievement of these objectives. There are other investment activities that are being delivered both by the Council and by other partners that will deliver additional outcomes.

This year's proposed Housing Investment Programme totals £59.786m. The majority of this investment (£55.895m) will be invested in council housing, as part of the new self-financing Housing Revenue Account and includes provision for an additional 75 new Council homes over a period of 3 years, consisting of an initial budget of £0.600m in 2013/14 with further budgets in 2014/15 and 2015/16 giving a total of £9.525m.

The remaining £3.891m will be invested in non-HRA activity, as detailed within this report. The non-HRA side of the programme has reduced in scale significantly over the last five years, with the demise of external funding and an overall reduction in capital receipts and other income. Going forward, the Council is forecasting a continued decline in available resources and therefore a priority activity for the coming year will be to identify alternative funding or delivery options.

2 Review of what has been achieved in 2012/13

Increase the supply of new homes in the city

- 106 homes will have been demolished in readiness for the next phase of building by Home Group at Scowerdons, Weakland and Newstead.
- 27 households will have been rehoused as part of the clearance at Scowerdons, Weakland and Newstead.
- Centres achievements – improved public realm at Stocksbridge, the Shutter Art project and community hub at Hemsworth, new brand/identity developed in partnership with local traders for Hillsborough and public realm improvements in Chapeltown.
- Timetable for rehousing of remaining residents agreed and linked to progress of redevelopment scheme at Park Hill.
- City Road Placemaking – improvements delivered to Cemetery Gates, Manor Top and Manor Fields, Chaucer square - improvements and links to new library learning zone.
- Creative Places schemes – Wincobank / Shiregreen.
- The Council has reviewed the 2006 decision to de-commission Sweeney House and to pave the way for the building of new older person housing provision at Stocksbridge

Making the best use of the city's existing housing stock

- 3,931 council homes improved to the Sheffield Decency standard.
- 2,800 council homes fitted with new efficient central heating systems.
- Locally agreed priorities to improve security through new door entry systems
- Installation of the District Heating/ Community Heating controls project in around 4,000 homes which now allows all households to control the temperature of heating in their homes
- Carrying out essential H&S improvements such as lift maintenance, fire safety, electrical upgrades and asbestos management
- Commencement of plans to introduce new communal re-cycling facilities
- Balfour House Sheltered Scheme is now to be refurbished providing 29 high specification units rather than being de-commissioned.

Helping younger, older and vulnerable people live independently

- 759 homes in both the council and private sector received adaptations.
- 82 low income home owners assisted to improve their homes.
- 5,700 free insulation measures delivered through the Affordable Warmth Initiative.
- 22 enforcement notices served, 15 property notices served and 4 properties brought back into use within the private sector.
- Council signed up to Local Authority Mortgage scheme.

- Improved public access arrangements to meeting rooms to meet requirements under the Equalities Act 2010 (previously referred to as DDA Act)

3 The Key Targets for 2013/14

Increase the supply of new homes in the city

- 78 properties completed at Park Hill, 26 for social rent, 40 for private sale and 12 for shared ownership.
- Park Hill remaining residents relocated.
- Improvements at 5 district/local centres at, Stocksbridge, Spital Hill, Darnall and Attercliffe and Manor Top. In all centres we will be working with Private Businesses and Partners to identify activities and actions to support Centres, and this will include helping to facilitate events to increase footfall, actions to deal with vacant shops and small public realm improvements. In addition we are looking to pilot a shop front improvement scheme in Darnall. Targets will reflect the action plans that are currently being developed in each of the centres.
- 209 new affordable homes built by registered providers in the city
- Way forward agreed for Arbourthorne Fields.
- Completion of the public realm improvements at Chaucer centre.
- Complete the demolition of the final empty homes at Skinnerthorpe Road.
- Work with the Environment Agency to complete flood mitigation and public amenity space in Lower Manor.
- Continue on moving forwards to deliver on final phase of rehousing and acquisitions at Scowerdons, Weaklands and Newstead.
- Increase number of additional council Homes in the city with a three year programme providing 75 new council houses by building and acquisition.
- Building starts on 3 sites by the Sheffield Housing Company.

Making the best use of the city's existing housing stock

- 1,810 council homes improved to Sheffield Decency standard to complete the Sheffield Decent Homes Programme.
- 2,450 central heating systems renewed in council homes
- New central heating installed in homes that presently do not have central heating
- Installation of new heat meters following the introduction of internal controls to homes that are connected to the City's District Heating network or receive their heating through a central boiler plant
- Bring 35 long term empty homes in the private sector back into use over 3 years.
- Acquire 31 long term empty homes in the private sector over 3 years and bring them into use as council houses at an affordable rent.

Helping younger, older and vulnerable people live independently

- 750 properties to receive adaptations both public and private.
- Implement improvement identified through the Right to Control pilot for the Disabled Facilities Grants programme.
- Up to 25 families supported into home ownership by the Local Authority Mortgage Scheme.
- Complete a business case setting out a way forward on Sheffield's Green Deal partnership.

4 The 2013/14 Neighbourhoods Investment Programme

In total the council expects to invest £59.786m through this programme in 2013/14 as set out in Appendix 6b and 6c. The source of these funds is set out in Appendix 6a. This sum will increase as some projects will carry over both funds and work commitments from 2012/13 into 2013/14, the level of slippage is currently forecast to be £15.339m however this figure will be revised by the end of the financial year.

Investment has been prioritised in line with the three key objectives outlined below:

Increase the supply of new homes in the city	£6.638m
Making the best use of the city's existing housing stock	£48.628m
Helping younger, older and vulnerable people live independently	<u>£4.520m</u>

TOTAL **£59.786m**

As set out in last year's Neighbourhood Investment Programme Cabinet Report, there has been a significant reduction in the funding available for regeneration and private sector housing interventions.

This limits the scope of activities that the council can undertake and has required a change in the way the council operates, to see greater emphasis on working closely with our partners to influence their investment decisions and deliver change and investment.

It is therefore still necessary to make difficult choices about which activities will continue to be funded with the reduced funds available, which activities will have to be scaled back, and which can no longer be afforded.

5 Increase the supply of new homes in the city £6.639m

Housing regeneration and housing supply

The detail of the New Homes Bonus Scheme has now been clarified, and the council received the first of eight expected annual payments in early 2011.

The scale of the income expected from this scheme can only be estimated, as it depends on the numbers of new homes built, the number of empty homes in the city and how quickly the national pot of resources set aside by the Government is allocated. The current estimate, which will be reviewed and updated regularly, is a total of £39m income over the full six year period.

The council has decided to use these resources to set up a new Local Growth Fund for projects aimed at boosting housing and economic growth. A Local Growth Fund Strategy has been developed with a schedule of projects aimed at delivering economic growth, bringing long-term vacant homes back into use, supporting wider regeneration to improve the quality of life for residents in our neighbourhoods and encourage private investment in building new homes is now in place. So far £10.016m has been committed on a range of projects

At some point in the future when the funds set aside for this scheme by the government are fully committed, the Government has said that it will finance New Homes Bonus payments by top slicing council's formula grant (General Fund). Close scrutiny will be maintained on this scheme to establish when this impact might be felt and to prepare the council's response in terms of priorities for investment at that time.

The Sheffield Housing Company

The Sheffield Housing Company's Phase 1 developments have now started on site. In 2013/14 the council will continue to support the Sheffield Housing Company to maximise the build and sales rates on these sites, through linking in initiatives to enable first time buyers to get onto the property ladder in these areas. It is planned to have delivered 305 new homes by September 2015.

The council will also be supporting the Sheffield Housing Company to develop Phase 2 which comprises of 8 more sites which will deliver approximately 500 new homes. This will be done through the preparation of Council land for development, the production of site development briefs, input into the design of new homes to facilitate a smooth planning process, liaison with local communities and setting out the best way in which the company's new homes can contribute to the long term sustainability of the local neighbourhoods.

Finally, the council will continue to monitor the performance of the company to demonstrate that the business case for delivering new homes and regenerating neighbourhoods via this vehicle remains strong.

Investment in new affordable homes

The Homes and Communities Agency (HCA) now provides its funding for new affordable housing through the Affordable Homes Programme (AHP). This replaces the National Affordable Housing Programme, through which 270 units were completed in Sheffield in 2011/12. HCA funding will provide some social rented apartments at Park Hill for the existing tenants and some previous tenants to enable them to move into Phase 1.

The AHP for 2011/15 is comprised of a number of contracts that the HCA has agreed with registered providers (RPs). These require RPs to deliver with significantly less grant than previously, with the funding shortfall to be addressed by the conversion, on relet, of some social rented stock to the new affordable rent (up to 80% of market rent).

Local registered providers have secured £9.300m HCA grant funding for 449 new affordable homes to be built in the city by March 2015. This amounts to approximately £45m of investment, a proportion of which will come from the HCA and the rest from the RPs. These schemes will help address the priorities of the City's revised Local Investment Plan and include:

- Regeneration schemes at Arbourthorne, Page Hall, Richmond Park, and Wybourn and SWaN.
- Sheffield Housing Company sites at Norfolk Park and Parson Cross
- Supported housing
- Older persons housing at Stocksbridge

Most of the new homes will be for affordable rent, but there will be some social rented homes at SWaN to meet the requirements of the Residents Charter. The emphasis is on the provision of good-sized family homes and level access accommodation for older people. However, owing to the delays in agreeing the AHP contracts, only 25 of the homes are expected to complete in 2012/13, with the majority of the new homes being built in 2013/14.

In November 2011 the Government announced the details of the bidding process for the £100m national pot for Empty Homes projects for 3 years. The Council was successful in bidding for £570,000 for bringing empty properties back into use by a loan and lease scheme. This will provide 5 year loans for owners of empty properties to bring their properties up to a decent homes standard with the proviso that they will then be leased to the council and let as an affordable tenancy for 5 years. In addition 31 long term empty properties will be acquired and brought back into use as council homes with an affordable rent.

Capital for Housing Improvement and Regeneration

During 2011/12 the Homes and Communities Agency has been in the process of receiving assets being transferred to them as part of the winding down of the Regional Development Agency, Yorkshire Forward. These assets include land and buildings across the region, and in the summer of 2011 it produced a Development and Land Disposal Strategy. The HCA is intending to work with councils and other partners to use these assets to support economic growth and regeneration going forward. The council will be working closely with the HCA to ensure that HCA controlled assets in the city are developed in the most beneficial way for communities, helping to make better places to live.

The projects below are in the approved capital investment programme:

Sweeney House **£0.298m**

In September 2012 Cabinet agreed that priority rehousing should be awarded to the residents in Sweeney House to enable the decommissioning of this scheme. Rehousing will continue in 2013/14. In 2013/14 refurbishment work will also commence at Balfour Sheltered Scheme.

Scowerdons, Newstead and Weaklands **£0.504m**

This budget will enable Scowerdon's phase 6 to continue. This is the final phase of the SWaN project, which will complete in 2013/14.

The Park Hill project **£0.548m**

This enabled phase five, the final phase within Park Hill, to be declared. The remaining tenants will be re-housed and the phase will be made secure. Phases two to four will also continue to be made secure until the units are redeveloped.

Other Investment **£0.0.098m**

This includes a budget for emergency demolitions and ongoing maintenance costs at Chaucer.

Programme Management **£0.256m**

There is a budget within the programme to cover staffing costs and to pay for goods and services provided by internal and external partners through service level agreements.

The projects below have been identified as a priority for investment in 2013/14 and moving forwards, the detail behind these projects is to be worked up and will be brought forward for approval in the coming months:

Council Housing New Build **£0.600m**

£0.600m in 2013/14 and a further £8.925m in 2014-2016 will be invested in 75 new Council Homes. The programme will allow the council to retain any additional receipts generated as a result of the government's 'reinvigoration' of the Right to Buy policy. Based on current estimates (but with no trend data to base them on) this change in policy may generate an additional £1.3m receipts for affordable housing over the next 3 years.

A lead-in period is always required when undertaking new build. If this lead in period should extend such that additional receipt income cannot be charged against new build before Government deadlines, then the Council reserves the option to make acquisitions of properties in the short term.

The Arbourthorne Fields project

£4.000m

Phase 1 of this redevelopment project was completed in 2010/11. In the absence of sufficient capital receipt income and no new capital funding, it is not currently possible to declare the next phase of this project. Consultation with affected tenants and residents will follow, although residents have already been made aware that funding for future phases from the HMR Pathfinder is no longer available, and that the Council is exploring all other potential funding options in order to continue with the project.

The project below is part of a bid to the Corporate Resource Pool which is subject to further approvals:

Programme Management

£0.334m

This budget is to cover staffing costs for the delivery of the Private Sector elements of the Investment Programme including some work on Empty Properties, Minor Works Grants and Disabled Facilities Grants.

6 Making the best use of the city's existing housing stock £48.629m

The review of the Housing Revenue Account (HRA) System

The first business plan for the HRA was approved in January 2012, however since this was published in a number of key factors have had an impact on this plan. Sheffield has continued to develop a 30-year Business Plan for council housing. The plan incorporates anticipated income and projected expenditure for the 30 years and sets the long term direction for council housing investment and services in Sheffield. A separate report updating the business plan will be presented at Cabinet on 16th January 2013.

The Housing Investment Programme contained within this report sets out the investment in council homes over the coming year, as part of the 30 year self financing business plan.

The projects below are in the approved capital investment programme:

Decent Homes programme

£27.147m

The council is committed to completing the existing Decent Homes Programme and is aiming to achieve a 91% decency target by the end of 2013/14. This investment will see 1,810 homes brought up to the Sheffield Decent Homes standard over the following year, with a proposed investment of £27.147m in 2013/14.

Investment in council houses will continue in 2013/14. The investment will be prioritised to enable work to complete the Decent Homes.

Heating, Boilers and Community Heating

£7.150m

At present 9,500 boilers across the city are classified as obsolete and need replacing. This is the highest risk element of the maintenance backlog and has therefore been identified as the second highest investment priority after completing Decent Homes. Following years of underinvestment in heating systems there is now a need to tackle the obsolete heating system backlog urgently. In 2013/14 £4.500m will be invested in renewing obsolete heating systems, not only will this reduce the cost of breakdowns as a responsive repair but it will also benefit tenants by providing affordable warmth and tackling fuel poverty.

The breakdown element of the project includes renewal work to the social housing stock for which the landlord has an obligation. The project will provide a responsive service to customers who experience a boiler breakdown. This is more likely to be on boilers that are old and obsolete but as this is on a responsive basis address lists cannot be determined. £1.800m has been budgeted for this work.

Community heating improvements

Over 6,000 homes in the city receive their heating through either the Veolia District Heating network or through grouped heating / estate boiler plants rather than having their own individual boilers. On the 12th September, 2012 Cabinet gave approval to introduce heat meters and replace obsolete heat meter equipment in the city which would allow tenants, leaseholders and freeholders with the opportunity to only pay for the heat they use. Originally, there had been proposals to start this with a pilot, however, following technical problems and other delays it was assessed that greater value for money would be achieved through a larger tender as the communication infrastructure for the metering would be spread over a greater number of properties. This programme follows major investments in the efficiency of the boiler plant rooms and internal heating controls. As part of the future Green Deal/ ECO obligation there may be an opportunity to lever in additional funding that could reduce the cost of the meters to the Housing Investment programme.

Key drivers for this initiative are to provide households with the same control and payment facilities as with individual boiler systems, and fairer arrangements where households are able to reduce their heating costs by relating their heating bills to the amount of energy used rather than paying a fixed flat rate. This would be a big change for many households and a linked programme of support and advice is being planned.

The tender for this metering project will be issued in late 2012, with the work likely to commence in 2013 and running over 3 years. £1.109m will be invested in the metering project in 2013/14 alongside this resources have also been set aside for pipe-work and plant room works in 2013/14.

Health and Safety**£3.517m**

Minimising fire risk in blocks of flats, this has become a regular item of expenditure following the fire at Lakanal House, Camberwell, London in July 2009. Sheffield Homes have completed risk assessments for all archetypes in the city and a programme will be funded to deal with all identified risks as part of an agreed plan with the South Yorkshire Fire and Rescue Service. All future improvements will be tackled based on level of risk. A programme of works of £2.587m is planned in 2013/14 as the start of this 5 year programme. Other Health and Safety elements funded from this sum include lift maintenance and replacement; asbestos management; Housing Health and Safety Rating System category 1 hazards.

Programme Management**£0.905m**

There is a budget within the programme to cover Housing Revenue Account (HRA) staffing costs and to pay for goods and services provided by internal and external partners through service level agreements.

The projects below have been identified as a priority for investment in 2013/14 and moving forwards, the detail behind these projects is to be worked up and will be brought forward for approval in the coming months:

Other Investment in Council Housing**£7.635m**

This will include elemental replacement work identified through the Housing stock condition surveys to tackle the maintenance backlog, communal area improvements, sheltered lift replacements, improved communal re-cycling facilities to flats and maisonettes.

Roofing and External Works**£1.554m**

This will include replacement of roofs, rainwater goods and external fascias in order to protect the substantial investment in the internal fabric that the Council has made in the stock since 2004/2005, it will also enhance the appearance neighbourhoods. Investment in the external fabric also provides an opportunity to generate savings to the revenue repairs budget by a planned programme of replacement rather than carrying out expensive individual responsive repairs and external painting which involves the use of scaffolding equipment and working at height. It is proposed a flat roof programme of £1.287m and a pitched roof and roofline programme of £0.267m for 2013/14. A new external repairs and painting strategy has been agreed through a tenant/ leaseholder task and finish group.

Pipework Renewal and Plant Rooms**£0.600m**

A review of the underground District Heating and Community Heating distribution system has taken place to assess its condition. This budget will be used to replace underground distribution pipe-work that has reached the end of its useful life and should avoid repeat breakdowns and revenue repairs

costs whilst addressing inefficient plant in boiler rooms. This budget will compliment the community heating improvements mentioned above.

The project below is part of a bid to the Corporate Resource Pool and subject to additional approval:

Empty Properties **£0.120m**

This project aims to get owners to bring their privately owned empty properties back into use. This work is separate from but will complement the works carried out under the Local Growth Fund outlined in section 6. The project aims to utilise all enforcement tools available in order to deal with the negative aspects of empty properties. These include fly tipping, security issues, defective drainage and health and safety hazards.

7 Helping younger, older and vulnerable people live independently.
£4.520m

The projects below are in the approved capital investment programme:

Adaptations in Council homes **£2.025m**

Since the start of the Decent Homes programme significant investment in Council housing has taken place to address any household who are in need of adaptations to allow independent living. The demand for adaptations will continue to increase given the age profile of council tenancies across the city, however, the Decent Homes investment does mean that many of the new bathrooms and adaptations will be able to help reduce costs by re-cycling relatively new fixtures and fittings. The budget will meet the demand of new requests and also refurbish poor quality existing adaptations that were installed prior to Decent Homes to make them attractive for new tenants who require an adapted property in future.

Disabled Facilities Grants for Owner Occupiers **£1.495m**

This is funded of £1.400m capital grant from Government, in previous years the council has contributed £0.500m of its own resources. Due to the low level of capital receipts and other calls on this resource the match funding the council has previously provided is no longer available at this level but 0.095m has been identified as match funding. However this lower level of match funding will result in households waiting longer for adaptations in their homes and a waiting list will develop towards the latter part of the year. It could also have knock on effects of increasing the financial pressure on local health services and adult social care budgets. The capital receipt position will be reviewed regularly to see if it becomes possible to increase this budget during 2013/14.

Disabilities Discrimination Act (DDA)**£0.200m**

The Equalities Act 2010 (replaces the DDA Act) confirms that the council has a legal duty to make reasonable adjustments to its buildings, or, as the DDA describes them, 'Physical Features'.

From 2005 the council agreed the following priorities for Sheffield Homes managed accommodation:

1st priority – Housing Offices

2nd priority – Sheltered Accommodation

3rd priority – Housing Community Centres and Meeting Rooms

Work has been completed to priority 1 and 2 and work on Community Centres and estate based meeting rooms is progressing and will continue in 2013/14. During 2013/14 the Council will also review its Community Buildings Strategy which will include TARA meeting rooms/properties and concessionary lettings.

By the end of this project in 2016 the remaining HRA Community Centre meeting rooms that have a sustainable future will have received an assessment and any necessary works will have been carried out to meet Local Authority obligations under the Equality Act 2010.

Low Carbon Pioneer Cities (Green Deal)**£0.500m**

To ensure Sheffield maximises its access to this resource and the Green Deal, a business case to establish strong partnering arrangements for a Council endorsed or branded scheme has been prepared. Alongside this, arrangement to maximise access to the new ECO funding are being developed, with a strong priority to target the least efficient homes and the most vulnerable households.

As part of this work, an early allocation of Government grant of £0.558m was successfully bid for in 2012/13 to carry out detailed solid wall case studies, develop Planning Guidance, train staff as Green Deal advisors and carry out a large marketing planning exercise. This will enable the Council to play a leading role in what will hopefully be a major opportunity to further improve the energy efficiency of our existing housing stock, provide a large training and economic development opportunity and help reduce the energy bills of Sheffield residents.

To facilitate this during 2013/14, £0.500m funding is proposed to cover development costs as well as provide some seed funding to draw in external grant such as the ECO funding. The Business Case for Sheffield's Green Deal partnership will be completed by December 2013 and envisages a range of linked activities including advice on green travel and a major initiative to support 'collective energy switching', where groups of households band together to access cheaper energy tariffs through a bulk auction.

The projects below are part of a bid to the Corporate Resource Pool and are subject to further approvals:

Minor Works Grants**£0.250m**

This project helps the vulnerable elderly owner occupiers to remain in their homes by funding up to £0.002m of minor repairs per grant. Approximately 125 homes will benefit for each year of £0.250m investment.

Category 1 Hazards**£0.050m**

This project is aimed at reducing health problems by carrying out preventative measures such as providing handrails on stairs to help prevent falls, repairing/replacing loose or worn carpet and providing extra lighting inside and outside the property. This work will be carried out in partnership with the NHS, South Yorkshire Fire and Rescue, Health Workers. Category 1 hazards are a statutory responsibility for the Council.

Neighbourhoods Investment Programme 2013/14 to 2017/18

Resources for Investment in Council Housing		£000's 2013/14	£000's 2014/15	£000's 2015/16	£000's 2016/17	£000's 2017/18
Depreciation Paid from Revenue		35,284	38,030	38,937	39,900	40,900
Additional Borrowing		0	4,300	1,600	0	0
Revenue Contribution		12,223	0	0	0	0
HRA RTB Receipts cont		900	900	0	1,200	1,200
Leaseholder Contribution		788	1,100	200	200	200
HRA Reserves		6,700	6,885	13,990	13,550	15,600
Sub Total HRA		55,895	51,215	54,727	54,850	57,900
<i>HRA Slippage</i>		<i>12,243</i>	<i>0</i>	<i>0</i>	<i>0</i>	<i>0</i>
Total HRA Resources		68,138	51,215	54,727	54,850	57,900

Resources for Other Investment

Energy Grants		500	0	0	0	0
Corporate Resource Pool (PS)		754	500	500	500	500
Specified Capital Grant		1,400	1,400	1,400	1,400	1,400
New Council Homes (HRA Reserves)		600	5,115	2,910	0	0
New Council Homes (One for One Receipts)		0	0	900	0	0
Capital Receipts - Land		569	440	126	126	126
Capital Receipts - RTB		0	0	0	0	0
Capital Receipts - RTB Preserved		50	50	50	50	50
Capital Receipts - Asda Chaucer Maintenance		18	18	18	18	330
Capital Receipts - HMR Recycled		0	0	0	0	0
Sub Total General Resources		3,891	7,523	5,904	2,094	2,406
<i>Non HRA Slippage</i>		<i>3,096</i>	<i>20</i>	<i>0</i>	<i>0</i>	<i>0</i>
Total General Resources		6,987	7,543	5,904	2,094	2,406
Grand Total Resources		75,125	58,758	60,631	56,944	60,306

NB The Capital funding figures, including borrowing, are indicative at this stage. During 2013/14 the debt management strategy will seek to maximise savings on interest rates which will be used to benefit the HRA funding and borrowing positions.

Housing (Appendix 6B)

Neighbourhoods Investment Programme 2013/14 to 2017/18

Spending	£000's 2013/14	£000's 2014/15	£000's 2015/16	£000's 2016/17	£000's 2017/18
Helping younger, older and vulnerable people to live independently	4,520	4,239	3,925	3,925	4,800
Increase the supply of new homes in the city	6,638	7,219	4,278	468	666
Make best use of the city's existing housing stock	48,628	47,280	52,428	52,551	54,840
Sub Total	59,786	58,738	60,631	56,944	60,306
<i>Slippage</i>	15,339	20	0	0	0
Grand Total	75,125	58,758	60,631	56,944	60,306
Funds	75,125	58,758	60,631	56,944	60,306
Variance	0	0	0	0	0

Housing (Appendix 6C)

Neighbourhoods Investment Programme 2013/14 to 2017/18

Spending	£000's 2013/14	£000's 2014/15	£000's 2015/16	£000's 2016/17	£000's 2017/18
Decent Homes	27,147	2,599	3,300	0	0
Other Investment in Council Housing	20,536	42,936	48,183	51,606	55,195
Affordable Warmth	500	0	0	0	0
Private Sector Housing	754	520	420	420	420
Regeneration & Renewal	5,968	7,683	3,942	132	330
Supporting Vulnerable People	3,720	3,839	3,625	3,625	3,500
Others	1,161	1,161	1,161	1,161	861
Sub Total	59,786	58,738	60,631	56,944	60,306
Slippage	15,339	20	0	0	0
Grand Total	75,125	58,758	60,631	56,944	60,306
Funds	75,125	58,758	60,631	56,944	60,306
Variance	0	0	0	0	0

PLACE

TRANSPORT CAPITAL PROGRAMME 2013/14

The National Context

1. Each year, the Council delivers a programme of transport projects, funded by external funds made available nationally. The Local Transport Plan (LTP) is the main process used historically by Government and the Department for Transport (DfT) for local authorities to set out their transport strategy and for the nationwide allocation of funds for projects. Sheffield is part of the South Yorkshire Local Transport Partnership, led by the South Yorkshire Integrated Transport Authority (SYITA). Sheffield's share of the LTP was £3.193m in 2012/13, expected to rise to £3.35m for 2013/14 rising to £3.21m for 2013/14.
2. More recently, the Government has created other more dedicated funding streams for transport initiatives for authorities to bid for according to specific guidelines. Local Sustainable Transport Fund (LSTF) and Better Buses Area Fund (BBAF) resources are now both available to the South Yorkshire Partnership following successful bids.
3. The Local Sustainable Transport Fund has been introduced by Government to promote sustainable transport interventions that support economic growth whilst reducing carbon emissions. The LSTF programme is designed to assist economic growth by identifying the places where transport issues are causing concerns; to facilitate travel to work in these places, where currently connectivity is poor; and to increase the attractiveness and awareness of more sustainable modes. It will target people as they make key life choices (for example moving house, changing job, obtaining employment or training). Guidance required the bid to be developed in partnership in order to have a sustainable impact and to have partners from the public, private and voluntary sectors.
4. The "Better Buses Area Fund" is a two-year fund, again based on a South Yorkshire wide bid. The BBAF programme sets out specifically how public transport will help support the economic development of South Yorkshire over the next two years. The programme has three core elements - Smart Ticketing; Smart Infrastructure; and Smart Management. The BBAF bid was approved by DfT in March 2012, with £4.91m shared across the four districts and SYPTE
5. A second Better Buses Fund - "BBA2" – was also announced by Government in late January, one of the "City Deal Asks" and in recognition of the ground-breaking Sheffield Bus Partnership. This will be a national pilot and provide a further source of capital funding over

the next five years, designed to reduce the costs of bus operations and increase patronage. Priorities for use of this fund require agreement across the Bus Partnership and discussions are progressing well.

The Local Agenda

6. The Council's overall transport capital programme is now comprised of several funding streams. Each of these has different priorities and timescales prescribed by Government / DfT as sponsors. The funding streams can be listed in order of increasing flexibility as follows:
 - BBAF
 - (emerging BB2)
 - LSTF Main Bid
 - LSTF Key Component
 - LTP
7. In practice, this means there is a need to ensure complete spend of BBAF resources, followed by the great majority of LSTF funds, with the LTP programme forming a "balance" for other funding (because we have more local flexibility with this). Several schemes such as the Upper Don Valley cycle route involve a combination of (for example) LSTF and LTP funds, and in these cases it is important to fully use the LSTF funds first. The "use it or lose it" nature of other funds inevitably raises the risk of LTP underspend whilst prioritising other funds. This is currently the case with the 12/13 programme
8. Another very significant influence on timing is now the Streets Ahead programme launched as part of the Council's Highways PFI project. This is a Private Finance Initiative project where over £1.2bn will be invested in the city's road network over the next 30 years.
9. The Council's contractor Amey is progressing an initial five-year "core investment period" and most roads and footways in the city will be improved during this time, the works being spread across 108 "zones" to facilitate this. Maximising opportunities to dovetail funding (and therefore value for money) whilst minimising disruption will therefore be central to the priorities for the overall transport capital programme over the next five years.

Better Buses Area Fund Programme

10. The "competitive" nature of the BBAF bidding process means that this programme is also essentially set. Programme management for BBAF is coordinated by the South Yorkshire Passenger Transport Executive (SYPTTE), who again have some limited discretion for flexibility, reporting to SYITA. The programme has three core elements:
11. Smart Ticketing: investment is targeted towards smart, multi-operator ticketing solutions. It also provides more cost effective travel for young

people looking to access work or training. This is led by SYPTE.

Deliverables include:

- Production and distribution of 150,000 smartcards
- Smartcards providing three months free travel to young people not in employment, education or training

12. Smart Infrastructure: Making bus journeys on our most important arterial and business routes faster and more reliable by delivering infrastructure improvements. This element is also led by SYPTE. Deliverables within Sheffield include improvements to the Sheffield – Halfway and Ecclesall Road Bus corridors

13. Smart Management: The third component of the (South Yorkshire wide) programme is to ensure that the wider network is effectively managed and enforced to maximise journey speed and efficiency at identified pinch points. Within Sheffield, this element is led by the City Council. Deliverables include:

- highway improvements and associated Traffic Regulation Orders to ensure that existing bus lanes, bus gates, bus stop clearways, no waiting / no loading, keep clear and no waiting restrictions are all clearly understood and can be easily enforced at 19 locations.
- purchase of 4 relocatable enforcement cameras.
- targeted consultation / information / awareness raising campaign.

Local Sustainable Transport Fund Programme

14. The nature of the LSTF bidding process means that the programme is largely fixed, the bid having been endorsed by DfT. Some limited flexibility is possible, this programme management process being coordinated by the South Yorkshire Local Transport Partnership Team, reporting to SYITA.

15. The South Yorkshire LSTF programme consists of two awards, the phase 1 “Key Component” award granted in August 2011 totalling £4.98m; and the Main Bid award granted (in full) in June 2012 totalling £24.60m. Both of these awards cover a period up to 31 March 2015. Sheffield is responsible for leading on the delivery of several of the packages of interventions on behalf of the South Yorkshire Partnership.

16. The “Key Component” Programme features four packages of interventions, totalling £4.98m over four years. These are:

- an enhanced “wheels to work” package
- a cycling package (both capital and revenue)
- “Job Connector” bus services to improve access to employment
- a behavioural change package

17. The “Main Bid” Programme totalling £24.6m across South Yorkshire over three years features:

- the Don Valley Enterprise Corridor (goes all the way from

Sheffield to Rotherham town centres and includes the Enterprise Zone around Tinsley). This includes the Sheffield – Woodhouse Key Bus Route.

- the Barnsley Accessibility Improvement Corridor (linking the Barnsley Accessibility Zone to the North Dearne Villages of Thurnscoe, Goldthorpe and Bolton-upon-Deerne).
- the Dearne Valley Enterprise Corridor (this covers the southern part of the Dearne valley and includes the Enterprise Zone at junction 36 of the M1).
- the Doncaster Regeneration Corridor (which goes from Doncaster town centre towards Adwick), and
- a county-wide “Business and Employer Sustainability Toolbox” (BEST)

Local Transport Plan Programme

18. The LTP is a statutory document that sets out how transport will help support the development of the Sheffield City Region (SCR) over the next 15 years. It comprises a 15 year strategy document covering the Sheffield City Region (2011-2026), together with a series of annual capital programmes for South Yorkshire. Much of this work is undertaken in partnership with South Yorkshire and PTE colleagues, bus operators, South Yorkshire Police and other stakeholders.

Review of LTP Achievements in 2012-13

19. The LTP capital settlement granted to SYITA in 2012/2013 was £11.682 million for Integrated Transport, of which approx. £3.193m was allocated to the City Council.
20. The broad make-up of the 2012/13 LTP programme is as follows:

Programme Block	£ million
Road Safety schemes	0.598
Community Assemblies	0.280
Action for pedestrians	0.390
Action for cyclists	0.386
Traffic management schemes	0.830
Public Transport measures	0.340
LTP management, monitoring, development and other small scale initiatives	0.369
Total	3.193

21. Some headlines relating to the 2012/13 LTP programme are as follows:

- road accidents have continued to reduce, no child fatalities;
- new programme of 20mph schemes plus “zig-zag” markings started, in partnership with South Yorkshire Police;
- Ground-breaking “Sheffield Bus Partnership” launched in October (with five-year Joint Investment Plan for vehicles and highway infrastructure);
- 5 km of cycle routes constructed;
- the £2m Connect2 cycle route linking Halfway and Killamarsh was completed (National Lottery funds, partners included Sustrans, Derbyshire and Rotherham Councils);
- Dore Park & Ride started on site (led by SYPTE) review of lorry routes undertaken, priority locations identified for treatment;
- Penistone Road / Bradfield Road “Driving me Crazy “ congestion-busting scheme completed;
- overall peak period journey times for all road users have reduced from 3.04 minutes per mile to 3.01 minutes per mile; and
- the “Streets Ahead” highways maintenance contract started in August. Although not funded through the LTP, many transport schemes over the next five years will be designed such that they are built by Amey within their maintenance programme.

The Proposed LTP Capital Programme for 2013-14

22. For 2013/14, it is anticipated that approximately £3.21m will be allocated for LTP Integrated Transport measures to Sheffield and subsequently endorsed by SYITA. For good programme planning purposes Cabinet Highways Committee approved provisional allocations for a number of priorities in December 2012. It is envisaged that the final allocation will be confirmed at the SYITA meeting in April 2012, and then the Council’s Cabinet Highways Committee on 26th April 2012 with individual schemes being progressed through the Capital Approval Process during the year. A similar timescale is envisaged for the 2013-14 programme.

23. For 2013/14, there are a number of **commitments for continuing existing initiatives**. These include:

- 20mph speed limits outside schools and in residential areas – implementing an agreed programme of 20mph areas where needed across the city, plus associated parking restrictions such as zig-zags outside school gates. The key priority remains on reducing child casualties.
- Accident reduction schemes - additional funding for more schemes to improve road safety, from existing lists of known problem sites.

- School entrance schemes – continued work at school entrances to improve visibility of school children, managing speeds and parking appropriately (It is proposed that school entrance work be developed in parallel with other citywide initiatives for pedestrians being assessed to maximise integration with the “Streets Ahead” programme (see paragraph 4.16 below)
 - Crookes /Nile Street pedestrian crossing - complete design and contract documents in readiness for construction in the Year 2 “Streets Ahead” programme
 - Cycle Routes - continued progress on a programme of off-street routes, encouraging more people to try different ways of travelling to work and adopt healthier lifestyles whilst avoiding congestion. The LTP investment forms “match-funding” for the LSTF programme
 - Sheffield Bus Agreement Work –the Council’s contribution to the recently launched Bus Partnership focuses on dealing with bus hotspots and developing Key Bus Routes to help prevent buses getting stuck in congestion and hence improve reliability and increase patronage.
 - Continued contribution to contract preparation work for the Bus Rapid Transit (North) project in the Lower Don Valley, which now has approval for Government funding.
 - High Occupancy Vehicle (HOV) Lanes, “No Car” lanes – exploring the potential for making best use of existing and new bus lanes to accommodate vehicles with more than one occupant during the main PFI contract, to help minimise disruption during the ‘Streets Ahead’ project
 - Permit Parking schemes – continued development and implementation of this programme, building on work already done with local communities.
24. 2013/14 will also see a series of **new processes and initiatives to get the most out of the Streets Ahead programme**. These would all be developed on a zonal basis to integrate with the Amey “Core Investment Programme” and would include:
- A citywide programme of projects under the banner of “Actions linked with the Streets Ahead Programme”, including pedestrian crossings, refuge islands, school entrance schemes, minor on-street improvements for cycling; and the current “Driving Me Crazy” programme of minor traffic management measures facilities – all focussed on the twenty zones where Amey are programmed to be working next year;

- Another city-wide programme, again linked to Streets Ahead, of smaller scale opportunities such as provision of dropped crossings, guard rails, removal of old street clutter etc – identified jointly with Amey for each zone and seeking local Ward Member involvement.

25. Arising from the above and recognising the overall imperative to align the Capital Programme as much possible with Amey’s “core” programme, the following Programme Blocks have been provisionally recommended by Cabinet Highways Committee:

Programme Block	£ million
Road Safety schemes	0.450
Opportunities to improve community accessibility aligned with the “Streets Ahead” Programme	1.460
Action for cyclists	0.200
Traffic management schemes	0.220
Public Transport measures	0.350
“Streets Ahead” Commuted Sum (provisional figure)	0.600
LTP management, monitoring, development and other small scale initiatives	0.220
Total (£3.210 provisionally available)	3.500

26. The advent of the “Streets Ahead” Programme, and the new programme blocks set out in paragraph 22 above, make it difficult to draw comparisons with the 2012/13 programme. For instance, road safety initiatives and investment in cycling facilities both increase compared with last year. The Local Transport Plan also continues to provide match-funding for some elements of the LSTF programme – cycling schemes again are an example of this.

Property and Facilities Management Programme

1. National Context

The main National issues impacting the Property & Facilities Management (P&FM) capital programme are as follows:

- The reduction of Central Government capital grant.
- The Government austerity programme
- The World-wide Recession.

2. The Local Agenda

The P&FM response to issues created by the National context are described below.

The reduction of available Capital

The reduction of the capital grant reduces the amount of budget available for the Council to spend, which has a direct impact on the ability of P&FM to invest in the Council infrastructure. The P&FM response is to use the Asset rationalisation programme to optimise the operational estate, including accommodation, to identify and dispose of property that is vacant or no longer required and where possible, reinvest any receipt realised to fund future infrastructure projects on the approved Council capital programme. After a decade of sustained capital investment prior to the current recession we are also duty bound to ensure that effective programmed maintenance regimes are in place to protect the long term sustainability of our assets and our buildings meet all statutory health and safety requirements to safeguard occupiers and service users.

The Government austerity programme

The Government austerity programme is also having a direct impact on the citizens of Sheffield by driving up demand for many Council services. As the service responsible for managing the property from which Council services are delivered P&FM therefore need to ensure that we have efficient fit for purpose property. The P&FM Community Investment Plan, an integral part of the asset rationalisation process will deliver an optimal Local Authority Estate in the right location and in good condition, from which services to the Public can be delivered. Where possible we are working closely with other Public Sector partners to share resources and offer complementary services.

The World-wide Recession.

The Recession itself makes the disposal of land and property at fair price more difficult to achieve. In order to ensure that assets that we can dispose of in current market conditions can be effectively processed the service has

embarked on a programme of registration of assets with the Land Registry, streamlining future asset disposals. The P&FM asset enhancement programme additionally ensures that value added measures are applied to any proposed disposal so that the best attainable market value can be achieved.

Additionally much consideration is being given to the use of the Council's asset base to lever economic regeneration and to boost growth and employment. Reinvestment of receipts from surplus assets into the Council approved Sheffield Investment Fund will fund additional capital schemes that can give the City and its businesses a head start once the economy finally emerges from recession. Development work with our other public and private partners is also being explored to lever further regeneration of several neglected areas within the City.

3. What else has been achieved in 2012/13?

In addition to the preceding much has already been achieved in this Financial Year:

The long standing requirement to provide a replacement for Castle Market has now been realised. In a development agreement with Scottish Widows, work is now underway to construct a new indoor market complex on the Moor together with eight new retail units and a comprehensive redevelopment of the existing Moor retail facades and street scene. Further private sector investment has been made such as the conversion into student accommodation of the empty floors above the Atkinson's department store.

The recent expiry of office accommodation leasehold interests has provided the opportunity to replace mostly poor quality accommodation totalling the equivalent of 31% of the estate allowing the Council to make substantial saving on its leasing costs and to demonstrate its ongoing commitment to sustainability through a significant reduction of its carbon footprint. To complement this strategy the Council has also adopted a workplace transformation strategy. Successful implementation of Workstyle is critical to maximising the savings from our accommodation strategy. We therefore have carried out a great deal of internal work to ensure that Workstyle is workable; the approved standards and Human Resources policies are coherent and can be practically applied across a range of different types of team and services

We are now able to properly evidence the safe and efficient management of our property portfolio that will be reflected in reduced insurance premiums in the future

4. The Capital Programme 2013/14

The key components of the 2013/14 Capital Programme are as below.

Projects which are included in the approved programme:

New Indoor Market

Replacement of the fifty year old plus Castle Indoor Market as part of the plan to regenerate the city centre.

2013/14	2014/15	2015/16	2016/17	2017/18
£9,091k	£33k			

Essential Infrastructure: Castle Markets de-commissioning & heritage preservation.

This is for the demolition and enhancement of the Old Castle Markets site following the opening of the new Moors Market.

2013/14	2014/15	2015/16	2016/17	2017/18
£862k	£3,246k			

Wider Accommodation

A key project to reduce Council accommodation costs by introducing modern office design practice leading to a reduced demand for floor space.

2013/14	2014/15	2015/16	2016/17	2017/18
£8,523k	£1,025k	£77k		

Essential Infrastructure: Keeping the Council's estate safe

This is a specific programme to ensure the Council's buildings are compliant with Health and Safety legislation.

2013/14	2014/15	2015/16	2016/17	2017/18
£1,886k	£1,886k			

Essential Infrastructure: Maintaining the Council's estate in a safe and efficient state of repair.

This refurbishment and long term maintenance of the Council's buildings

2013/14	2014/15	2015/16	2016/17	2017/18
£4,152k	£594k			

Transport Fleet Renewal

£668k is provided in 2013-14 for the renewal of the Council's road transport fleet on a rolling programme. This fleet predominantly provides minibuses for special needs members of the community.

Projects which have been identified as priorities for funding from capital receipts.

A). Asset rationalisation

To support our reduction in the costs of the management of vacant properties, we may demolish properties to enhance the value and improve the sales potential of the cleared sites. This is one of the priority commitments included in the proposed programme referred to in Table 1 of Appendix 4.

2013/14	2014/15	2015/16	2016/17	2017/18
£250K	£100K	£100K	£100K	

E). Asset enhancement

This is to provide funding to improve the value of the Council Estate either to retain or dispose of sites and buildings at improved market values by undertaking preparatory planning or site investigation work to make them ready for development.

2013/14	2014/15	2015/16	2016/17	2017/18
£1,500K	£1,500K	£1,500K	£1,500K	£1,500K

The following programmes are the subject of bids to the Capital Resource Pool (CRP) and will be considered as part of the overall investment strategy.

Voluntary registration

This project is to increase the amount of council land and property formally registered with the Land Registry Service. It is an essential step to facilitating future disposals. The Capital requirement is for the costs of the Project team.

2013/14	2014/15	2015/16	2016/17	2017/18
£280K	£280K			

Community Investment Plan(CIP)

The CIP will deliver an optimal Local Authority Estate in the right location and in good condition, from which service to the Public can be delivered. The proposed programme below reflects a measured approach and could be accelerated if more capital was available.

2013/14	2014/15	2015/16	2015/17	2017/18
£200K	£ 600K	£2,000K	£1,700K	

Operational planned refurbishment/ asset Improvement.

This is to provide for planned programmes of refurbishment to the Council Estate in lieu of unplanned repairs and maintenance. This will enable the release of revenue to support capital funding for addressing the refurbishment needs of the Central Library and Graves Gallery.

2013/14	2014/15	2015/16	2016/17	2017/18
£ 300K	£1,300K	£1,300K	£1,300K	£1,300K

Sheffield Investment fund. (SIF)

The SIF is a long term strategy agreed by the Cabinet to provide start up funding for businesses creating jobs for the Sheffield workforce. There is an initial allocation of £2m in 2013/14 which could grow to a much larger figure as the Asset Enhancement delivers more capital receipts

2013/14	2014/15	2015/16	2016/17	2017/18
£2,000K				

Successful Children – Academies Disposal costs.

Disposal fees/costs associated with capital asset disposals to Academy trusts and Sheffield Housing Company.

2013/14	2014/15	2015/16	2016/17	2017/18
£500k	£400K			

5 The Outcomes

The key property objectives that underpin delivery of the outcomes of the Corporate Plan are as follows:

1. Ensuring that property is in a condition appropriate to use and need, safe and compliant with legislation and suitable and sufficient for the services delivered.

2. Ensuring that all possible cross-cutting opportunities are realised both within the Council and with other public bodies. (Asset Rationalisation, Community Investment Plan)
3. Gathering, maintaining and updating key property information.
4. Emphasising the importance of facilities management as integral to good estate management.
5. Maximising capital value, taking into account local priorities.
6. Maximising income from our commercial estate.
7. Releasing latent value in surplus property for reinvestment.
8. Rationalising assets that do not support the Corporate Plan
9. Pursuing centralisation of all property related budgets to enable corporate prioritisation of property expenditure.

The relationships between these objectives and our corporate priorities are illustrated in table 1 below.

Property Objective	1	2	3	4	5	6	7	8	9
Corporate Objective									
Competitive Economy	x	x	x	X	X	X	X	X	X
Better Health	X	X		X					
Successful Children	X	X	X	X	X		X	X	
Social Inclusion	X	X	X	X	X		X	X	
Safe Communities	X	X	X	X	X		X	X	
Great Place to Live	X	X	X	X	X	X	X	X	
Environmentally Responsible	X	X	X	X	X		X	X	X
Vibrant City	X	X	X	X	X	X	X	X	X

Sustainability

The impact on sustainability of our built environment is immense both in terms of the resources required to build and maintain our assets and the energy requirements of running them. Our approach to sustainability therefore

emphasises both the efficiency and moral benefits of reducing their estates energy consumption and carbon footprint.

Recent capital building programmes across the Council have taken the opportunity to incorporate sustainable elements into all aspects of design, construction and supply chain. Whilst these measures realise significant benefits even after a decade of high level capital investment in our buildings much of the existing stock is still long standing stock with poor energy performance.

The measures to reduce the carbon emissions and deliver sustainability in this rump estate can be classified into a number of strands.

Firstly priority is being given to the implementation of policies to deliver more efficient utilisation of existing assets. A key component of P&FM's asset management strategy is the introduction of active workplace management. Informed by its asset management database and linked to the Community Investment Programme to deliver efficient use of space and will remove buildings with poor energy performance. Our Accommodation Strategy has already illustrated how removal of surplus space can significantly improve the Council's energy consumption performance:

Option	CO ₂ tonnes per year – all fuels	% reduction in CO ₂ from current position	Kg of CO ₂ per m ² of floor space	Carbon Reduction Commitment cost per year at a starting price of £12/tonne
Current Position	6571	0	87	£72K
Retain Moorfoot	3362	-49%	90	£35K
Lease Balance	3021	-54%	87	£33K
New Build Balance	2554	-61%	73	£28K

Additionally the energy performance and construction information that we hold informs the choice of future capital investment energy efficiency measures that can be retrofitted into our retained stock.

COMMUNITIES CAPITAL PROGRAMME

National Context

The last few decades have seen an increase in life expectancy leading to greater demands on resources for adult social care. Personalisation and the move to self directed support for adults with social care needs means fundamental changes to how care is provided with individuals having choice and control over planning and managing their own support to meet their needs. As well as moving towards a more person centred approach to adult social care we are continuing to invest in prevention and early intervention to help people retain and regain their independence for longer. This includes avoiding unnecessary hospital admissions and making sure our support helps people to stabilise and recover rather than needing more expensive and long term support. We are successfully helping people to stay at home and stay independent for longer and to have choice and control in how their needs are met.

This has an impact on the capital strategy with less investment in traditional forms of care provision such as residential care homes and day centres. Indeed a number of these have been decommissioned and either disposed of or demolished. The focus is now on building the capability and infrastructure to support Personalisation and to establish a whole systems approach to delivering Health and Social Care provided services.

Like all other public services, the portfolio faces reduced central government support for its revenue budget at a time when demand and costs are increasing.

Local Agenda

In order to respond to these challenges the portfolio has sought to reduce its revenue costs by investing in better infrastructure – both buildings and ICT.

The portfolio is participating in the Authority wide Community Investment Plan which aims to make best use of the Council's existing assets by increasing the utilisation of the more economical community resource centres and disposing of the expensive to run buildings.

The portfolio is also engaged with the informatics workstream of the Right First Time programme (lead by Health) which provides the local strategic response to the Department of Health's recent 'Power of Information' strategy. This ten year strategy from DoH sets out the framework for transforming information for the NHS, public health and social care and is the context for further confirmed capital grants from DoH in 13/14 and 14/15.

Review of what has been achieved in 2012-13

In 2012 -13 the portfolio expects to have made substantial progress in delivering improved ICT infrastructure and capability in Adults Assessment and Care Management (A&CM) through the effective delivery of the Business Systems and Information (BS&I) Programme. This approach to service improvement combines lean systems thinking and business process improvement with ICT solutions and is already delivering customer service improvements and enabling significant revenue budget savings in adults social work teams. In addition to increased capability within A&CM the (BS&I) Programme has successfully delivered an Electronic Document and Records Management solution and rolled out mobile working tablet devices supporting improved access to information and faster decision making in assessment and support planning processes.

The PCT/SCC Reconfiguration Accommodation Strategy is part of the Health Reconfiguration Programme, to re-organise a group of services which transferred from the PCT, to modernise the current services, improve outcomes for 270 individuals and ensure sustainability of future service models.

The Radio Frequency Identification technology has been installed in a number of libraries enabling users to issue and return materials more quickly. This means more efficient stock management and reduced operating costs.

The Capital Programme 2013-14

The submitted programme described in Appendix 10 totals £1.46m and will complete the current projects underway in 2012-13 in order to deliver improved outcomes for customers, reduce operating costs and help to sustain key services for the future.

Officers are currently drawing up further project proposals which will be brought forward as part of the monthly capital approvals process. These have been agreed as priorities within the Communities portfolio and include:

Further ICT and systems solutions to be delivered through the BSI Programme. All projects are assessed for alignment with the portfolio's Information Strategy and the recent Department of Health 'Power of Information' 10 year strategy. Proposals that have been prioritised by the Portfolio include: an off line mobile working solution in adult social care; ICT solutions to underpin the supported accommodation pathway for housing related support, contracts management and the social care accounts service; the project to link NHS numbers to Carefirst records; and potential further roll out of Electronic Document Record Management System in adult social care. Further projects are currently being explored with BIS around developing business intelligence capability (performance and management information).

Collectively these projects will deliver a range of improved customer outcomes these include;

- Increased personalisation and reduced timescales for assessments and access to services for the homeless,
- Further improvements to the A&CM assessment and support planning timescales leading to faster decision-making and timeliness of support being in place.
- Improved quality assurance of contracted and non-contracted Adult Social Care support providers
- Improved transition through Health and Service Care services

Non ICT proposals in response to the changing landscape of care provision. These projects include potential capital investment to support the proposed decommissioning of two dementia resource centres (Norbury and Bole Hill View). In addition further capital proposals are anticipated to support developing plans for reprovision of adult social care including refurbishment of existing or alternative buildings in consultation with customers.

Supported housing programme. New provision for specific client groups has been identified as a priority through the Supporting People Strategy. In 13/14 a series of new schemes will be developed both to replace existing poor quality accommodation and to create new housing units including a domestic abuse refuge, housing for people with mental health issues and older persons' housing at Stocksbridge. In general these projects are funded through a combination of Homes and Communities Agency grant and investment from Registered Providers, with the Council being asked to contribute land at nil value. However some projects may require contributions from the capital programme.

Summary of 2013/14 Capital Projects by Portfolio

Appendix 10

2013-14 Approved Capital Programme

Values in £'000s	Expenditure						Total
	-2012	2012-2013	2013-2014	2014-2015	2015-2016	2016-	
Resources	18,001	15,432	24,514	6,784	77	-	64,807
CYPF	252,086	67,504	33,284	4,603	-	-	357,476
Communities	4,282	2,494	1,460	-	-	-	8,236
Place	13,214	12,036	10,646	1,801	1	1	37,699
Place: Housing Programme	248,595	50,953	75,125	58,757	60,631	117,251	611,312
Place Highways	50,545	18,836	1,403	370	-	-	71,154
Total	586,722	167,254	146,432	72,315	60,710	117,252	1,150,683

RESOURCES

APPENDIX 10

	Values in £'000s	Project Start	Project End	Approval Status	Expenditure						Total	
					-2012	2012-2013	2013-2014	2014-2015	2015-2016	2016-		
RESOURCES												
TRANSPORT												
TRANSPORT SERVICES												
^TRANSPORT SERVICES												
^TRANSPORT SERVICES												
90104 - VEHICLE AND PLANT ACQUISITION		APR 2009	DEC 2012	Approved - Active	8,513	666						9,179
^PROPERTY AND FACILITIES MANAG												
^CIVIC ACCOMMODATION												
^CIVIC ACCOMMODATION												
^CIVIC ACCOMMODATION												
^CIVIC ACCOMMODATION												
90135 - STADIA TECHNOLOGY PARK LIFTS		JAN 2012	JUN 2012	Approved - Active	80	20						100
^TOWN HALL												
90101 - TOWN HALL ROOF & MASONRY REP		APR 2011	MAR 2014	Approval Requested	523	102	134					758
90102 - TOWN HALL ELECTRICAL		APR 2011	MAR 2014	Approval Requested	564	25	63					652
90111 - TOWN HALL LIFTS		APR 2011	MAR 2014	Approval Requested	103	10	287					400
^P&M CAPITAL SCHEME												
^P&M CAPITAL SCHEME												
^P&M CAPITAL SCHEME												
^ENVIRONMENTAL PROGRAMME												
Q00008 - Environmental Programme		APR 2011	MAR 2013	Approved - Active		100						100
^DISABLED ACCESS												
91523 - PROVISION OF DISABLED ACCESS		JAN 2008	JAN 2009	Approved - Active	1,165	1						1,166
94383 - CITY ROAD CREM ACCESS (Q00006)		NOV 2011	NOV 2012	Approved - Active	1	47						48
Q00006 - PROVISION OF DISABLED ACCESS		APR 2010	MAR 2014	Approval Requested		-	270					270
EMERGENCY RISK MITIGATION												
94414 - REIGNHEAD FARM EMERG REPAIRS (Q00003)		JUL 2012	OCT 2012	Approved - Active	22	99						121
97891 - CITY ROAD BELL TOWER (Q00003)		APR 2012	SEP 2012	Approved - Active	26	183						210
Q00003 - EMERGENCY RISK MITIGATION		APR 2010	MAR 2013	Approved - Active		154						154
^OTHER INFRASTRUCTURE												
94132 - CITY CENTRE PAVING		SEP 2010	MAR 2014	Approval Requested	115	0	10					126
^OTHER												
92356 - MILLENIUM GALLERY LIFE CYCLE		APR 2010	MAR 2013	Approved - Active	250	185						435
92439 - INVESTMENT IN RATIONALISATION		JUN 2011	MAR 2012	Approved - Active		25						25
92442 - HUTCLIFFE WOOD REFURB		APR 2011	MAR 2012	Approved - Active		47						47
92445 - CARBROOK ENERGY EFFICIENCIES		JUL 2011	SEP 2011	Approved - Active	195	2						197
92447 - HIGHFIELD LIBRARY REFURB		SEP 2011	MAR 2012	Approved - Active	33	297						330
93955 - ARCHIVE CENTRE PLANT RENEWAL		APR 2010	MAR 2014	Approval Requested	90	-	10					100
93965 - SECURITY AND SAFETY		APR 2010	MAR 2011	Approved - Active	54	8						62
93976 - ASBESTOS REMOVAL		APR 2010	MAR 2014	Approval Requested	64	2	29					94
94412 - FIRERISK ASSESSMENT PROGRAMME (Q00004)		APR 2010	MAR 2013	Approved - Active	45	163						208
94459 - MILLHOUSES MILL BUILDINGS		MAY 2012	JAN 2013	Approved - Active		128						128
97899 - PATH RESURFACING PROGRAMME (Q00007)		APR 2010	MAR 2013	Approved - Active	251	205						456
Q00065 - CBTWoodhouse/Tannery Lodge		APR 2012	MAR 2014	Approval Requested		30	420					450
^ROOF RENEWAL												
97897 - HILLSBORO LIBRARY FLAT ROOF (Q00001)		JUN 2010	JUN 2011	Approved - Active	125	11						136
97898 - GREENHILL PK MESS ROOM (Q00001)		AUG 2011	OCT 2013	Approval Requested		-	14					14

RESOURCES

APPENDIX 10

Resources	Values in £'000s		Expenditure							Total
	Project Start	Project End	Approval Status	2012	2012-2013	2013-2014	2014-2015	2015-2016	2016-	
97976 - HUTCLIFFE WOOD ROOF (Q00001)	JUN 2011	OCT 2011	Approved - Active	88	7	170				96
Q00001 - ROOF RENEWALS PROGRAMME	APR 2010	MAR 2013	Approval Requested		-					170
^FIRE SAFETY MANAGEMENT										
90017 - FIRE STRATEGY WORKS	JAN 2013	APR 2013	Approval Requested		205	145				350
^ALLOTMENT INVESTMENT										
91533 - ALLOTMENTS INVESTMENT PROGRAMM (Q00002)	APR 2010	SEP 2011	Approved - Active	213	8	50				221
Q00002 - ALLOTMENTS INVESTMENT PROGRAMME	APR 2010	MAR 2014	Approval Requested		-					50
^LEISURE FACILITIES										
94375 - KING EDWARD BATHS	JAN 2012	FEB 2012	Approved - Active		50					50
Q00005 - INVESTMENT INTO LEISURE FACILITIES	APR 2010	MAR 2012	Approved - Active		44					44
^COUNCIL PROP ESTATE										
90018 - FORUM HOUSE	NOV 2012	MAR 2013	Approval Requested		103					103
^FLOOD REPAIRS										
^FLOOD REPAIRS										
92434 - KELHAM ISLAND -FLOOD	JUN 2010	MAR 2014	Approval Requested	947	-	53				1,000
92435 - INFRASTRUCTURE-FLOOD	APR 2010	SEP 2011	Approved - Active	1,530	71					1,600
^LIBRARIES										
^LIBRARIES										
90114 - CENTRAL LIBRARY ROOF (Q00010)	FEB 2011	MAY 2011	Approved - Active	133	5					138
94362 - BROOMHILL LIBRARY	JAN 2012	DEC 2014	Approval Requested	0	-	300				300
94388 - CENTRAL LIBRARY/STRUCTURALCOMP (Q00010)	SEP 2010	MAY 2011	Approved - Active	199	79					278
94416 - CENTRAL LIBRARY REMEDIAL WORK (Q00010)	APR 2011	SEP 2011	Approved - Active	26	99					125
Q00010 - CENTRAL LIBRARY	APR 2010	MAR 2014	Approval Requested		-	124				124
^LAND ACQUISITION										
^LAND ACQUISITION										
90010 - UTC SITE - PORTER BROOK	APR 2012	AUG 2013	Approved - Active		1,060					1,060
^OFFICE ACCOM EFFICIENCIES										
^OFFICE ACCOM EFFICIENCIES										
^MOORFOOT										
90120 - MOORFOOT	APR 2010	MAR 2015	Approval Requested	1,666	1,154	5,287	650			8,756
^WORKSTYLING										
90123 - 1-3 PEAK MOUNT CRYSTAL PEAKS	APR 2012	JUL 2012	Approved - Active	2	-	8		77		460
90132 - CITY CENTRE CIVIC ACCOM/PROJ.MGMT	APR 2013	SEP 2013	Approved - Active		(2)	2,180	375			2,180
90133 - HOWDEN HOUSE ACCOMM STRATEGY	SEP 2011	MAR 2013	Approved - Active	16	56	1,048				1,120
^DEMOLITIONS										
^DEMOLITIONS										
90012 - CASTLE MARKET DECOMMISSIONING	JAN 2013	AUG 2014	Approval Requested		294	862	3,246			4,402
90121 - CHANGE TO: RAVENSCROFT OPH (Q00046)	MAR 2011	JUL 2011	Approved - Active	56	9					65
90125 - PLACE DEMOLITION PROGRAMME (Q00046)	MAR 2011	APR 2011	Approved - Active	26	3					29
90137 - DEMO OF HANDSWORTH CC & BC (Q00046)	JAN 2012	JUN 2012	Approved - Active	0	45					45
92446 - DEMOLITION OF FOXWOOD (Q00046)	MAY 2011	SEP 2011	Approved - Active	47	3					50
Q00046 - Demolitions	APR 2010	MAR 2012	Approved - Active		111					111
^MOOR MARKETS										
^MOOR MARKETS										
90126 - MOOR MARKET SERVICE YARD	SEP 2011	MAR 2015	Approved - Active	833	721	56	12			789
94402 - NEW MARKET DEVELOPMENT	MAR 2012	MAR 2015	Approval Requested		7,347	9,035	21			17,237
^ASSET ENHANCEMENT										

RESOURCES

APPENDIX 10

Values in £'000s	Project Start	Project End	Approval Status	Expenditure						Total	
				-2012	2012-2013	2013-2014	2014-2015	2015-2016	2016-		
^ASSET ENHANCEMENT											
^ASSET ENHANCEMENT											
90011 - ABBEY-BANNERDALE ASSET ENHANCEMENT (Q00070)	SEP 2012	MAR 2014	Approval Requested		147	272					419
90013 - FORMER KING EGBERT'S SCHOOL (Q00070)	DEC 2012	MAR 2014	Approval Requested		224	199					423
90015 - WESTFIELD ASSET ENHANCEMENT	DEC 2012	MAR 2014	Approval Requested		165	281					445
90016 - OWLTHORPE ASSET ENHANCEMENT	DEC 2012	MAR 2014	Approval Requested		154	232	221				607
90019 - BANNERDALE ASSET ENHANCEMENT	DEC 2012	MAR 2014	Approval Requested		102	811	373				1,285
ASBESTOS SCHEMES											
ASBESTOS SCHEMES											
ASBESTOS SCHEMES											
ASBESTOS SCHEMES											
Q00060 - ASBESTOS SCHEMES	APR 2011	MAR 2014	Approval Requested		30	120					150
NON OFFICE ASSET RATIONALISATION											
NON OFFICE ASSET RATIONALISATION											
NON OFFICE ASSET RATIONALISATION											
NON OFFICE ASSET RATIONALISATION											
NON OFFICE ASSET RATIONALISATION											
Q00070 - NON OFFICE ASSET RATIONALISATION	MAR 2012	MAR 2014	Approval Requested		-	158					158
HEALTH & SAFETY COMPLIANCE											
HEALTH & SAFETY COMPLIANCE											
HEALTH & SAFETY COMPLIANCE											
HEALTH & SAFETY COMPLIANCE											
HEALTH & SAFETY COMPLIANCE											
Q00073 - HEALTH & SAFETY COMPLIANCE	DEC 2012	MAR 2015	Approved - Active		629	1,886	1,886				4,400
Total				18,001	15,432	24,514	6,784	77	-		64,807

	Values in £'000s	Project Start	Project End	Approval Status	Expenditure						Total	
					-2012	2012-2013	2013-2014	2014-2015	2015-2016	2016-		
CYPD												
^BASIC NEED PROVISION												
^CAPITAL DELIVERY UNIT												
^PRIMARY POPULATION GROWTH												
^EXTENSION												
^EXTENSION												
97937 - MOSBOROUGH		APR 2010	AUG 2012	Approved - Active	1,160	81						1,240
Q00061 - Basic Need - Popn Growth - Phs 2		APR 2011	MAR 2014	Approved - Active		4,754	4,443					9,196
^PRIMARY POPULATION GROWTH 2												
^EXTENSION												
^EXTENSION												
90678 - POP'N GROWTH PHS 2 - F&DESIGN		JAN 2008	MAR 2013	Approved - Active	15	345						360
^MAINLINE PROGRAMME												
^CAPITAL PROGRAMME												
^DEVELOPMENT												
^DEVELOPMENT												
90731 - NEW PMY - NORTH EAST 1 (Q00061)		NOV 2012	DEC 2014	Approved - Active		344	3,286	2,150				5,780
90732 - NEW PMY - NORTH EAST 2 (Q00061)		NOV 2012	DEC 2014	Approved - Active		410	3,160	1,980				5,550
^BSF												
^CAPITAL DELIVERY UNIT												
^WAVE 1												
^REFURB												
^REFURB												
90607 - HIGH STORRS		JUN 2009	DEC 2013	Approved - Active	29,490	1,316						30,807
^WAVE 4												
^HIGHWAYS MAINTENANCE												
^HIGHWAYS (EXCEPTIONAL MAINT)												
90710 - GLOSSOP ROAD COLLAPSE		OCT 2011	MAR 2013	Approved - Active	791	209						1,000
^REFURB												
^REFURB												
90615 - BENTS GREEN		NOV 2009	MAY 2017	Approved - Active	13,595	(369)						13,226
90616 - ALL SAINTS		JAN 2010	MAR 2013	Approved - Active	15,166	703						15,869
90618 - FIR VALE EXPANSION		AUG 2010	MAR 2013	Approved - Active	4,773	9						4,722
90619 - PARKWOOD		APR 2010	MAR 2014	Approved - Active	18,158	1,917						20,076
90620 - KING EDWARDS (UP)		APR 2010	SEP 2012	Approved - Active	18,510	2,268						20,777
90622 - CITY		APR 2010	MAR 2013	Approved - Active	17,926	6,126						24,052
90623 - STOCKSBRIDGE		APR 2010	APR 2013	Approved - Active	15,419	4,530						19,948
90624 - BIRLEY		MAY 2010	JUL 2013	Approved - Active	16,056	3,672	702					20,430
90625 - HANDSWORTH GRANGE		OCT 2010	MAY 2013	Approved - Active	7,013	6,681	2,209					15,903
90626 - NOTRE DAME		MAR 2011	JUN 2013	Approved - Active	9,160	1,635	187					10,982
90627 - ADD'L PUPIL PLACES(SECONDARY)		MAR 2011	MAR 2014	Approval Requested	458	500	7,000					7,956
^FEES												
^FEES												
90613 - SCC INTERNAL PROG. COSTS - W4		JAN 2010	NOV 2014	Approved - Active	3,055	742	472					4,269
90614 - LEP BUSINESS PLAN - W4		MAR 2010	APR 2015	Approved - Active	1,192	694	238					2,197
90639 - SCC CONTRACT COSTS - W4		JAN 2008	APR 2014	Approved - Active	1,741	4,538		73				6,279
^NEW BUILD												
^NEW BUILD												

Values in £'000s	Expenditure							Total	
	Project Start	Project End	Approval Status	-2012	2012-2013	2013-2014	2014-2015		2015-2016
90705 - WISEWOOD SCHOOL DEMOLITION	SEP 2011	APR 2013	Approved - Active	12	155				167
90706 - TALBOT SCHOOL DEMOLITION	SEP 2011	MAR 2013	Approved - Active	61	58				118
90707 - ABBEYDALE GR SCHOOL DEMO	SEP 2011	APR 2013	Approved - Active	64	107				171
^CYP OTHER SCHEMES									
^CYP OTHER SCHEMES									
94462 - THORNBRIDGE - STRUCTURAL	OCT 2011	MAR 2013	Approved - Active	7	178				185
^CHILDRENS COMMISSIONER									
^CYP OTHER SCHEMES									
^INVEST TO SAVE									
^INVEST TO SAVE									
90704 - FOSTER CARER HOUSING ENHANCE	SEP 2011	APR 2015	Approval Requested		200	600	400		1,200
^CAPITAL RECEIPT									
^CAPITAL DELIVERY UNIT									
^MAINLINE PROGRAMME									
^CYP OTHER SCHEMES									
^INFRASTRUCTURE									
90361 - BSF PH1 - INFRASTRUCTURE	JAN 2008	MAR 2013	Approved - Active	3,343	693				4,037
^EQUIPMENT									
90667 - YEWLANDS SCHOOL TECHNOLOGY COL (Q00053)	MAR 2011	MAR 2013	Approved - Active	10	25				35
90669 - FIRTH PARK COMMUNITY ARTS COLL (Q00053)	MAR 2011	DEC 2012	Approved - Active	34	1				35
90670 - FORGE VALLEY (Q00053)	NOV 2010	MAR 2013	Approved - Active	160	225				385
90671 - KING EDWARDS VII SCHOOL (Q00053)	NOV 2010	MAR 2013	Approved - Active		210				210
90672 - WISEWOOD SPORT CENTRE (Q00053)	NOV 2010	MAR 2013	Approved - Active	7	208				215
90673 - THE CITY SCHOOL (Q00053)	NOV 2010	MAR 2013	Approved - Active		735				735
90675 - ABBEYDALE (Q00053)	NOV 2010	MAR 2013	Approved - Active	10	300				310
90676 - PRIMARY SCHOOLS (Q00053)	NOV 2010	SEP 2012	Approved - Active	14	11				25
^DEVOLVED FORMULA CAPITAL									
^CAPITAL DELIVERY UNIT									
^MAINLINE PROGRAMME									
^CYP OTHER SCHEMES									
^CYP OTHER SCHEMES									
90448 - SF DEVOLVED CAPITAL 2011-12	APR 2011	MAR 2014	Approval Requested	4,960	3,442	3,000			11,402
^SINGLE CAPITAL POT									
^P&FM CAPITAL SCHEME									
^CHILDREN'S HOMES									
^REFURB									
^REFURB									
90555 - CHILDRENS HOMES	APR 2010	MAR 2013	Approved - Active	501	110				611
^MAINLINE PROGRAMME									
^CYP OTHER SCHEMES									
^REFURB									
90554 - ASBESTOS REMOVAL	APR 2010	MAR 2013	Approved - Active	1,502	144				1,646
^CAPACITY, PLANNING & DEVELOPM									
^CAPITAL DELIVERY UNIT									
^CYP OTHER SCHEMES									
^MOBILE									
90727 - MOBILE REPLACEMENTS	MAY 2012	DEC 2012	Approved - Active		230				230
^MAINLINE PROGRAMME									
^CAPITAL PROGRAMME									

Values in £'000s	Project Start	Project End	Approval Status	Expenditure						Total
				-2012	2012-2013	2013-2014	2014-2015	2015-2016	2016-	
^DEVELOPMENT ^DEVELOPMENT 90711 - PPG2 - HINDE HOUSE PRIMARY (Q00061) 90712 - PPG2 - TINSLEY MOBILES (Q00061) 90713 - PPG2 - HILLSBOROUGH PRIMARY (Q00061) 90714 - PPG2 - ACRES HILL PMY (Q00061) 90715 - PPG2 - OUGHTIBRIDGE PMY (Q00061) 90733 - INTAKE PMY - MOBILE REPLACE ^OTHER CAPITAL SCHEMES ^MECHANICAL ^MECHANICAL 90709 - H,IM & E DESIGN ^UNALLOCATED ^MECHANICAL ^MECHANICAL 94461 - PMY MAINT HEATING -STRADBROKE ^CHILDREN'S SPECIALIST SERVICE ^CHILDRENS COMMISSIONER ^EXTENDED SCHOOLS ^NEW BUILD LOCAL GROWTH FUND PROJECTS 90716 - GRACE OWEN NURSERY	NOV 2011 DEC 2011 JAN 2012 DEC 2011 SEP 2012 DEC 2012	SEP 2012 SEP 2012 SEP 2012 SEP 2012 AUG 2013 OCT 2013 MAR 2014 MAR 2013 AUG 2013	Approved - Active Approved - Active Approved - Active Approved - Active Approved - Active Approval Requested Approval Requested Approved - Active Approval Requested	0 525 288 800 85 - 72 89 311 60 1,152 354	- 158 190 250	4,603	-	-	525 288 800 85 158 262 650 1,212 895	
Total				252,086	67,504	33,284	4,603	-	-	357,476

COMMUNITIES

APPENDIX 10

	Values in £'000s	Project Start	Project End	Approval Status	Expenditure						Total	
					-2012	2012-2013	2013-2014	2014-2015	2015-2016	2016-		
COMMUNITIES												
^LEARNING DISABILITIES												
^P&FM CAPITAL SCHEME												
^ESTATES STRATEGY												
^ESTATES STRATEGY												
ESTATES STRATEGY												
97041 - SHORT BREAKS CO-LOCATION		JUN 2012	MAR 2013	Approved - Active	100							100
^COMMUNITY SAFETY												
^COMMUNITY SAFETY												
^COMMUNITY SAFETY												
^COMMUNITY SAFETY												
^COMMUNITY SAFETY												
97790 - CLIMATE IMPACT FUND		APR 2010	MAR 2013	Approved - Active	534	216						751
^LIBRARIES												
^LIBRARIES												
^LIBRARIES												
93339 - PARSON CROSS LIBRARY PROJECT		APR 2008	MAR 2012	Approved - Active	2,437	254						2,690
94002 - RFID PROJECT		APR 2010	MAR 2013	Approved - Active	745	155						900
CARE AND SUPPORT												
^CARE & SUPPORT												
^PERFORMANCE & RESOURCES												
^PERFORMANCE & RESOURCES												
PERFORMANCE & RESOURCES												
97037 - ICT INFRASTRUCTURE (Q00013)		DEC 2011	MAR 2014	Approval Requested	566	1,108	568					2,243
^CC CAPITAL SCHEMES												
^P&FM CAPITAL SCHEME												
^ESTATES STRATEGY												
ESTATES STRATEGY												
97941 - CBT WINCOBANK COMMUNITY BLDG		APR 2012	MAR 2014	Approved - Active		55	185					240
^CARE & SUPPORT												
^OTHER CAPITAL SCHEMES												
^OTHER SCHEMES												
CC CAPITAL SCHEMES												
97042 - PCT/SCC-RECONFIG.ACCOMM.STRAT		SEP 2012	SEP 2013	Approved - Active		355	385					740
COMMUNITY BLDs MAINT/BACKLOG/H&S												
COMMUNITY BLDs MAINT/BACKLOG/H&S												
COMMUNITY BLDs MAINT/BACKLOG/H&S												
COMMUNITY BLDs MAINT/BACKLOG/H&S												
Q00021 - COMMUNITY BLDs MAINT/BACKLOG/H&S		APR 2006	MAR 2014	Approval Requested		250	322					572
Total					4,282	2,494	1,460	-	-	-	-	8,236

PLACE	Values in £'000s	Project Start	Project End	Approval Status	Expenditure						Total
					-2012	2012-2013	2013-2014	2014-2015	2015-2016	2016-	
^LOC SUST TRANS FUND (LSTF) ENVIRONMENTAL STRATEGY 93022 - PLUGGED IN (SOUTH) YORKSHIRE		MAY 2012	MAR 2015	Approval Requested		128	54	52			235
^CULTURE & ENVIRONMENT CITY CENTRE MANAGEMENT ^OTHER ^OTHER ^OTHER 94457 - WOMEN OF STEEL		OCT 2011	AUG 2013	Approval Requested	8	16	3				28
^BEREAVEMENT SERVICES ^OTHER ^OTHER ^OTHER 91515 - HG ABATE HUTCLIFFE WOOD (Q00047) 94368 - BEREAVENT GRNDS MAINT EQPT 94374 - HG ABATE CITY ROAD (Q00047)		JAN 2011 MAR 2010 NOV 2010	OCT 2011 MAR 2011 JAN 2011	Approved - Active Approved - Active Approved - Active	2,127 137	17 45 30					2,145 182 30
^COM OF SPORT/CULTURAL TRUSTS ^LEISURE ACTIVITIES ^LEISURE ACTIVITIES ^SIV FACILITIES - DNU 94377 - MYRTLE SPRINGS LEISURE CENTRE 94386 - STOCKSBRIDGE LEISURE CENTRE (Q00005)		APR 2010 NOV 2010	FEB 2011 APR 2011	Approved - Active Approved - Active	282 147	6 9					289 155
^PARKS & COUNTRY SIDE ^PLAYBUILDER ^PLAYBUILDER Y2 ^CORE 93982 - CHAPELTOWN PARK PLAYGROUND 93984 - ANGRAM BANK PLAYGROUND 93986 - BURNGREAVE REC PLAYBUILDER 93992 - RIVELIN VALLEY PLAYBUILDER 94413 - CONCORD PARK MUGA		NOV 2009 MAY 2010 MAY 2009 APR 2012 SEP 2010	AUG 2012 MAR 2012 JUL 2011 MAR 2013 MAR 2012	Approved - Active Approved - Active Approved - Active Approved - Active Approved - Active	207 105 310 17 123	16 1 9 258 34					224 106 319 275 155
^OTHER PARKS PROJECTS ^OTHER PARKS PROJECTS SHEPHERD WHEEL ^OTHER PARKS PROJECTS SHEPHERD WHEEL ^DEVELOPMENT 93403 - THORPE GREEN 93405 - BINGHAM PK COURTS UPLIFT 94378 - SHEAF VALLEY PARK / SOUTH ST 94380 - MANOR FIELDS TODDLER PLAY 94443 - PARKS - CAR PARKING PROJECT 94451 - MANOR FIELDS UPLIFT PROJECT 94452 - MANOR COMMUNITY ALLOTMENTS 94453 - MANOR FIELDS KICKABOUT AREA 94454 - MANOR FIELDS PUMP TRACK 94460 - ECCLESALL WOOD-LAND INTERP 97946 - PARKWOOD SPRINGS CYCLE TRACK		MAR 2008	SEP 2013	Approved - Active	981	108					1,089
^OTHER PARKS PROJECTS SHEPHERD WHEEL ^DEVELOPMENT 93403 - THORPE GREEN 93405 - BINGHAM PK COURTS UPLIFT 94378 - SHEAF VALLEY PARK / SOUTH ST 94380 - MANOR FIELDS TODDLER PLAY 94443 - PARKS - CAR PARKING PROJECT 94451 - MANOR FIELDS UPLIFT PROJECT 94452 - MANOR COMMUNITY ALLOTMENTS 94453 - MANOR FIELDS KICKABOUT AREA 94454 - MANOR FIELDS PUMP TRACK 94460 - ECCLESALL WOOD-LAND INTERP 97946 - PARKWOOD SPRINGS CYCLE TRACK		APR 2012 MAY 2010 AUG 2011 DEC 2011 SEP 2011 SEP 2011 SEP 2011 NOV 2011 APR 2011	JUL 2012 AUG 2012 JUN 2012 JUL 2014 MAR 2013 AUG 2013 AUG 2013 AUG 2013 MAR 2013 JUL 2013 JUL 2013	Approved - Active Approved - Active Approved - Active Approval Requested Approved - Active Approved - Active Approved - Active Approved - Active Approved - Active Approved - Active Approved - Active	57 11 887 12	57 11 114 - 136 20 9 9 9 35 112	120	19			57 11 1,001 140 148 20 9 9 9 35 114 72
^CHARTABLE 93981 - NORFOLK PARK DRAINAGE SCHEME ^CORE		JAN 2008	AUG 2012	Approved - Active	238	72					310

Values in £'000s	Project Start	Project End	Approval Status	Expenditure						Total
				-2012	2012-2013	2013-2014	2014-2015	2015-2016	2016-	
91568 - TREE MANAGEMENT	APR 2008	MAR 2013	Approved - Active	729	50					779
93345 - MILLHOUSES PARK GYM	APR 2010	NOV 2011	Approved - Active	57	7					64
93401 - GRAVES PARK INCLUSIVE PLAY	JUN 2010	APR 2011	Approved - Active	245	5					250
93404 - ARBOURTHORNE PLAYGROUND	JAN 2012	MAR 2013	Approved - Active		91					91
93406 - RICHMOND PARK PLAY AREA	MAY 2012	DEC 2012	Approved - Active		46					46
93407 - CCTV AT CHAPELTOWN PARK	MAY 2012	SEP 2012	Approved - Active		14					14
93409 - ECCLESFIELD PARK PLAYGROUND	AUG 2012	JUN 2013	Approved - Active		25					25
93410 - ANGRAM BANK PARK IMPROVEMENTS	AUG 2012	JUN 2013	Approved - Active		19					19
93411 - RUSKIN PARK IMPROVEMENTS	OCT 2012	JUL 2013	Approval Requested		8	2				10
93996 - HEATHLANDS	FEB 2013	JUL 2013	Approval Requested		30	30				60
94000 - SCHOOL PLAYGROUND PROGRAMME	APR 2011	JUN 2013	Approved - Active	124	206		1			330
94129 - LOXLEY RECREATION GROUND	JAN 2010	MAR 2017	Approved - Active	13	33	1			1	50
94261 - PARSON CROSS ENTRANCE	JUN 2010	JUN 2012	Approved - Active	60	35					95
94288 - PIPWORTH ROAD REC	APR 2010	MAR 2011	Approved - Active	184	2					186
94390 - WOODLAND MGMT FOR BIRDS EM	JUL 2010	MAR 2014	Approved - Active	82	42	2				126
94391 - WOODLAND MGMT FOR BIRDS YH	JUL 2010	MAR 2015	Approved - Active	49	18	18	14			100
94401 - GREENHILL PARK MUGA	JUL 2011	JUL 2012	Approved - Active	9	71					81
94415 - MEERSBROOK PARK MUGA	APR 2011	JUN 2012	Approved - Active	81	25					105
94434 - MANOR OAKS GARDENS	MAR 2011	AUG 2011	Approved - Active	20	6					25
94464 - HACKENTHORPE SKATE & BMX	AUG 2012	MAR 2013	Approved - Active		41					41
94465 - HOLLINSEND MUGA	SEP 2012	JUN 2013	Approved - Active		24	59				83
97896 - FIRTH PARK BOATING LAKE	JUN 2010	SEP 2011	Approved - Active	213	16					230
97969 - CHARNOCK REC FOOTPATH	JAN 2011	AUG 2013	Approved - Active	62	85					147
LOCAL GROWTH FUND PROJECTS										
94397 - PARK HILL GREEN LINKS	NOV 2012	DEC 2014	Approved - Active		11	299	26			336
94463 - CLAY WOOD GREEN LINKS	SEP 2012	DEC 2014	Approved - Active		33	386	40			460
ESTATES STRATEGY										
97895 - NIAGARA WEIR LANDSCAPING	MAY 2010	JUN 2011	Approved - Active	11	41					53
CREATIVE SHEFFIELD										
[^] LEGI										
[^] LEGI										
[^] LEGI										
90117 - MDC - ALISON CRESCENT	APR 2010	MAR 2013	Approved - Active	299	2,201					2,500
90118 - ANNS GROVE	DEC 2011	DEC 2012	Approved - Active	124	831					955
Total				13,214	12,036	10,646	1,801	1	1	37,699

PLACE: HOUSING

APPENDIX 10

PLACE	Values in £'000s	Project Start	Project End	Approval Status	Expenditure							Total
					-2012	2012-2013	2013-2014	2014-2015	2015-2016	2016-		
^HOUSING, ENTERPRISE & REGEN												
HOUSING STRATEGY CAPITAL												
^COMMISSIONED CAPITAL SCHEMES												
^REGENERATION												
^CITY WIDE												
97398 - PARK GRANGE DRIVE DEMOLITION		APR 2011	MAR 2013	Approved - Active	0	79						79
97424 - DEMOLITION CONTRACT		APR 2012	MAR 2013	Approved - Active		25						25
^SOUTH												
97271 - SWAN COMMISSIONED		JAN 2008	MAR 2014	Approval Requested	2,517	515	512					3,544
97294 - PARK HILL DEMOLITION SHM (STH)		APR 2008	MAR 2017	Approval Requested	2,283	378	281		114			3,412
97412 - BALFOUR (Q000069)		APR 2012	MAR 2014	Approval Requested		-	75					875
97413 - SWEENEY (Q000069)		JUN 2012	MAR 2014	Approval Requested		108	298					406
^VULNERABLE PEOPLE												
^COMMUNITY CARE & SUPPORT												
97267 - IMPROVING ACCESS TO MTG ROOM		APR 2010	MAR 2017	Approved - Active	424	210	200		200			1,434
^HMR												
^NORTH												
97226 - SKINNER THORPE SHM (EAST)		MAR 2008	MAR 2013	Approved - Active	7,202	316						7,518
^SOUTH												
97295 - ARBOURTHORNE 5M'S SHM (STH)		APR 2008	MAR 2013	Approved - Active	2,074	10						2,084
^RETAINED CAPITAL SCHEMES												
^OTHER SCHEMES												
^PROGRAMME MANAGEMENT COSTS												
97321 - PROGRAMME MANAGEMENT COSTS OF		JAN 2008	MAR 2018	Approval Requested	10,023	801	590		256		512	12,438
97348 - HRA PROGRAMME MANAGEMENT		JAN 2008	MAR 2018	Approval Requested	1,538	905	605		605		1,210	5,466
^REGENERATION												
LOCAL GROWTH FUND PROJECTS												
97241 - CHAUCER PUBLIC REALM		APR 2010	JUL 2013	Approval Requested	62	539	200					801
^CITY WIDE												
97282 - PARK HILL (STH)		JAN 2009	MAR 2014	Approval Requested	9,285	384	367					10,037
97330 - SHELTERED DECOMMISSIONING		JAN 2008	MAR 2014	Approval Requested	347	526	3					876
97341 - CENTRALISED CLEARED SITES		JAN 2008	MAR 2016	Approval Requested	72	80						152
97346 - DECENT HOMES CONTINGENCY		APR 2010	MAR 2012	Approval Requested		-	1,000					1,000
97372 - LOCAL HOUSING COMPANY		JAN 2009	MAR 2013	Approved - Active	1,781	207						1,988
^NORTH												
90136 - CHAUCER SQUARE MAINTENANCE		JAN 2009	DEC 2030	Approval Requested	5	9	40		18		348	438
97038 - CHAUCER PS ACTIVATION		NOV 2011	MAR 2014	Approval Requested	2	21	12					35
97279 - CHAUCER PUBLIC ARTS		APR 2011	JUL 2013	Approval Requested	7	65	42					114
97788 - THE FOSTERS		APR 2010	MAR 2013	Approved - Active	563	15						578
97974 - PARK GRANGE DRIVE DEMOS		APR 2012	MAR 2013	Approved - Active		21						21
^SOUTH												
97340 - SWAN		JAN 2008	MAR 2014	Approval Requested	7,503	935	442					8,881
97365 - NORFOLK PARK COMMUNITIES INITI		APR 2010	MAR 2013	Approved - Active	5	29						34
97970 - STOCKSBRIDGE THRIVING LDC		APR 2011	MAY 2013	Approved - Active	1	55						56
^VULNERABLE PEOPLE												
^COMMUNITY CARE & SUPPORT												
97334 - DISABLED GRANTS		JAN 2008	MAR 2018	Approval Requested	12,626	1,766	1,798		1,614		2,800	22,004

PLACE: HOUSING

APPENDIX 10

	Values in £'000s		Expenditure								Total
	Project Start	Project End	Approval Status	-2012	2012-2013	2013-2014	2014-2015	2015-2016	2016-		
^ENERGY & DISTRICT HEATING											
^AFFORDABLE WARMTH											
97325 - INSULATION	JAN 2008	MAR 2017	Approval Requested	7,077	1,749	500				9,326	
97426 - LOW CARBON PIONEER CITIES	OCT 2012	MAR 2013	Approved - Active		708					708	
^HMR											
^NORTH											
97211 - SKINNERTHORPE SCC (EAST)	APR 2008	MAR 2013	Approved - Active	6,719	37					6,757	
97212 - PAGE HALL REMODELLING (EAST)	MAR 2008	MAR 2013	Approved - Active	2,581	28					2,608	
97240 - WOODSIDE SECURITY PYE BANK SCH	JAN 2009	MAR 2013	Approved - Active	83	5					88	
97352 - CHAUCER NEW SQUARE	APR 2007	MAR 2013	Approved - Active	567	93					660	
^SOUTH											
97217 - TINSLEY CENTRE	JAN 2008	MAR 2013	Approved - Active	1,076	34					1,110	
97315 - CASTLEBECK SAFE AND SECURE	JAN 2008	MAR 2014	Approved - Active	196	133					329	
^PRIVATE SECTOR PROGRAMME											
^SAVE AND WARM											
97360 - SAFE & WARM SHEFFIELD	JAN 2009	MAR 2013	Approved - Active	4,393	61					4,454	
^SHEFFIELD PSH PROGRAMME											
97200 - HOUSE CONDITION SURVEY	APR 2009	MAR 2015	Approval Requested	119	-		100			219	
97222 - PSH EMPTY PROPERTIES	JAN 2008	MAR 2018	Approval Requested	1,099	45	195	120	120	240	1,819	
97333 - MINOR WORK GRANTS	JAN 2008	MAR 2018	Approval Requested	121	121	405	250	250	500	2,108	
97390 - PSH WORKS IN DEFAULT	APR 2010	MAR 2015	Approved - Active	11	21	20	20			72	
97975 - CATEGORY 1 HAZARDS PROJECT	APR 2011	MAR 2013	Approval Requested	5	24					29	
^DELEGATED CAPITAL SCHEMES											
^VULNERABLE PEOPLE											
^COMMUNITY CARE & SUPPORT											
97130 - CITYWIDE ALARMS - BMU	APR 2010	JUN 2013	Approved - Active	1,090	61					1,151	
97371 - SHELTERED LIFTS NEW INSTALL	JAN 2008	MAR 2017	Approval Requested	535	5	94				634	
^ADAPTATIONS											
97147 - ADAPTATIONS	APR 2010	MAR 2018	Approval Requested	35,241	2,016	2,025	2,025	2,025	4,125	47,457	
^OTHER INVESTMENT IN COUNCIL H											
^COMMUNITY CARE & SUPPORT											
97129 - ROOFING PROGRAMME	APR 2010	MAR 2017	Approval Requested	385	50	450				885	
97131 - ALMO ASBESTOS SURVEYS	APR 2010	MAR 2018	Approval Requested	5,546	362	250	250	180	380	6,968	
97269 - EMERGENCY DEMOLITIONS	JAN 2008	MAR 2018	Approval Requested	451	78	130	80	80	160	979	
Q00069 - HRA Capital Projects (Non DH)	APR 2011	MAR 2018	Approval Requested		-	18,001	32,683	38,860	92,339	181,883	
^HEATING PROGRAMME											
97127 - OBSOLETE HEATING	APR 2010	MAR 2018	Approval Requested	9,649	5,500	4,500	6,500	5,500	7,800	39,449	
97264 - HEALTH & SAFETY ENHANCE PROG	APR 2010	MAR 2018	Approval Requested	2,461	299	150	150	150	300	3,510	
97404 - HEATING BREAKDOWNS (Q00069)	APR 2012	MAR 2018	Approval Requested		1,800	1,800	1,800	1,800	2,800	10,000	
97405 - INSULATION (COUNCIL HSG) (Q00069)	APR 2012	MAR 2018	Approval Requested		200	800	1,000	500	700	3,200	
97406 - NEW HEATING INSTALLATIONS (Q00069)	APR 2012	MAR 2017	Approval Requested		100	600	750	450	150	2,350	
97407 - HHSRS - CAT 1 HAZARDS (Q00069)	APR 2012	MAR 2018	Approval Requested		20	205	125	100	450	600	
97409 - RECYCLING ROLL-OUT (Q00069)	SEP 2012	JUN 2014	Approval Requested		500	43			150	543	
97427 - CORNHILL CONCIERGE	SEP 2012	MAR 2014	Approval Requested		50	70				120	
97838 - FIRE SAFETY	APR 2010	MAR 2018	Approval Requested	8	302	2,657	1,056	513	1,322	5,858	
97968 - LIFT MAINTENANCE & REPAIR	APR 2011	MAR 2018	Approval Requested	408	350	350	350	350	700	2,508	
^DECENT HOMES											
^CENTRAL											
97806 - HANOVER EXTERNAL(CONTRACT 24A)	JUN 2010	MAR 2013	Approved - Active	3,994	173					4,167	
^ENERGY & ENVIRONMENTAL INITIA											

PLACE: HOUSING

APPENDIX 10

Values in £'000s	Expenditure										Total
	Project Start	Project End	Approval Status	-2012	2012-2013	2013-2014	2014-2015	2015-2016	2016-		
97830 - EP NORTH AREA	APR 2010	MAR 2014	Approval Requested	340	39	289				667	
97831 - EP NORTH WEST	APR 2010	MAR 2014	Approval Requested	283	216	614				1,113	
97832 - EP EAST	APR 2010	MAR 2014	Approval Requested	105	67	722				895	
97833 - EP CENTRAL	APR 2010	MAR 2014	Approval Requested	316	59	542				917	
97834 - EP SOUTH EAST	APR 2010	MAR 2014	Approval Requested	185	220	1,126				1,530	
97835 - EP SOUTH WEST	APR 2010	MAR 2014	Approval Requested	1,425	106	272				1,803	
97836 - EP SHELTERED	APR 2010	MAR 2014	Approval Requested	88	8	115				211	
97837 - EP DOOR ENTRY WORKS	APR 2010	MAR 2014	Approval Requested	21	5	57				84	
*DECENT HOMES											
97114 - DH COMMUNITY HEATING	APR 2010	MAR 2014	Approved - Active	5,661	2,789	67				8,518	
97126 - SHARROW ALMO WORKS	JAN 2008	MAR 2015	Approval Requested	67,984	1,970	3,500	100			73,554	
97139 - LANSLOWNE AND HANOVER CLADDING	JAN 2008	MAR 2015	Approval Requested	4,988	5,932	2,080				13,000	
97263 - DECENT HOMES VACANTS WORK	JAN 2008	MAR 2015	Approval Requested	13,200	307	162				13,669	
97266 - LEASEHOLDER CHARGES	APR 2010	MAR 2015	Approval Requested	988	750	647	33			2,417	
97956 - SPRINGWATER HOUSE (Q00045)	APR 2011	MAR 2017	Approval Requested	997	709	162				1,868	
97959 - NEWGATE CLOSE (Q00045)	JAN 2008	MAR 2017	Approval Requested	50	872	379				1,301	
97961 - DH - METERING (Q00045)	JUN 2011	MAR 2016	Approval Requested	65	65	1,696	2,000			5,761	
97962 - DH - UTILITIES (Q00045)	APR 2011	MAR 2015	Approval Requested	110	311	350	11			782	
97963 - DIGITAL CALL OFF CONTRACT (Q00045)	APR 2011	MAR 2014	Approval Requested	71	25	94				189	
97964 - FINAL ACCOUNT RISK /INSULATION (Q00045)	APR 2011	MAR 2013	Approved - Active	48	169					217	
97965 - LOWEDGES BEDSITS (Q00045)	APR 2011	MAR 2013	Approved - Active	200	920					1,120	
97966 - PARK VIEW (Q00045)	APR 2011	MAR 2017	Approval Requested	164	1,172	130				1,466	
97978 - SHELTERED HEATING WORK (Q00045)	APR 2011	SEP 2016	Approved - Active	16	139					155	
Q00045 - New Decent Homes	APR 2010	MAR 2016	Approval Requested		-	5,344	455	1,300		7,099	
*EAST											
97808 - STREAM 2-K27, K29 & K30	JAN 2008	MAR 2013	Approved - Active	3,628	247					3,875	
97958 - EAST - BURNINGREAVE (Q00045)	APR 2011	MAR 2014	Approval Requested	831	1,823	1,001				3,654	
*NORTH											
97977 - NORTH - NEW PARSON CROSS (Q00045)	APR 2011	MAR 2015	Approval Requested	672	719	11,133				12,524	
97979 - DH WORKS - NON ESTATE PROP (Q00045)	APR 2011	MAR 2014	Approval Requested	134	366	60				560	
*SOUTH											
97400 - SOUTH EAST (SH) (Q00045)	APR 2012	MAR 2014	Approval Requested		2,716	1,391				4,108	
97402 - DH KINSEY ROAD (Q00045)	APR 2012	MAR 2014	Approval Requested		1,566	227				1,793	
97403 - DH ERNEST COPLEY (Q00045)	APR 2012	MAR 2014	Approval Requested		816	103				919	
97957 - SOUTH WEST - ABBEY BROOK (Q00045)	APR 2011	MAR 2014	Approval Requested	819	1,521	1,488				3,828	
*SHELTERED											
97828 - ST GEORGES	APR 2010	MAR 2013	Approved - Active	614	411					1,025	
*OTHER CAPITAL SCHEMES											
*REGEN & PARTNERSHIP											
HOUSING RETAINED SCHEMES BUDGETS											
Q00067 - HOUSING RETAINED SCHEMES BUDGETS	APR 2011	MAR 2018	Approval Requested		-	693	5,165	3,860	100	9,818	
HOMES & LOANS											
*RING FENCED FUNDS HAL											
97394 - HULL - HUMBER SUB REGION HAL	JAN 2008	MAR 2014	Approval Requested	184	400	291				875	
97395 - NE LINCS - SUB REGION HAL	APR 2010	MAR 2014	Approval Requested	131	94	10				235	
97428 - SHEFFIELD HAL	OCT 2012	MAR 2013	Approved - Active		80					80	
*RHB LOANS											
97150 - RHB LOANS HAL	JAN 2008	MAR 2016	Approval Requested	1,566	250	521				2,337	
*WEST YORKSHIRE RF RHB LOANS											

PLACE: HOUSING

APPENDIX 10

Values in £'000s	Project Start	Project End	Approval Status	Expenditure							Total
				-2012	2012-2013	2013-2014	2014-2015	2015-2016	2016-	Total	
97355 - BRADFORD - WY SUB REGION HAL	APR 2010	MAR 2014	Approval Requested	179	169	150					498
Total				248,595	50,953	75,125	58,757	60,631	117,251	611,312	

PLACE: HIGHWAYS

APPENDIX 10

PLACE	Values in £'000s	Project Start	Project End	Approval Status	Expenditure						Total	
					-2012	2012-2013	2013-2014	2014-2015	2015-2016	2016-		
^TRANSPORT & HIGHWAYS												
^HIGHWAYS PFI CLIENT												
^HIGHWAYS MAINTENANCE												
^HIGHWAYS MAINTENANCE												
^NON - PRN MAINTENANCE HCS												
93634 - NON-PRN MAINTENANCE SCHEMES		APR 2012	MAR 2013	Approved - Active	4,622	3,285						7,907
^PRN MAINTENANCE SCHEMES												
90697 - PENISTONE-BRADFORD-HERRIESRD (Q00064)		APR 2011	AUG 2012	Approved - Active	14	300						314
90698 - BRANSLY-HATFIELDHO-KINAIRDAVE (Q00064)		APR 2011	JUL 2012	Approved - Active	9	300						309
93596 - PRN MAINTENANCE SCHEMES		APR 2012	MAR 2013	Approved - Active	3,443	652						4,095
^NON CLASSIFIED ROAD MAINTENANCE												
93774 - FOOTWAY RECONSTRUCTION		APR 2012	MAR 2013	Approved - Active	1,007	602						1,610
^BRIDGES AND STRUCTURES												
92437 - MINOR WALL STRENGTH REPAIR SCH		APR 2012	MAR 2013	Approved - Active	661	508						1,169
94351 - WOODSEATS RD RAILWAY GR RECON		JAN 2009	SEP 2012	Approved - Active	1,600	401						2,000
^STREET LIGHTING												
94371 - LTP STREETLIGHTING (Q00041)		APR 2012	MAR 2013	Approved - Active	668	600						1,268
^SECTION 278 SCHEMES												
^SECTION 278 SCHEMES												
92849 - BR241 M&S ECCLESALL ROAD		FEB 2011	JUN 2011	Approved - Active	14	41						54
92850 - BR242 ASDA @ CHAUCER		SEP 2010	SEP 2011	Approved - Active	188	117						305
92852 - BR244 FOXHILL CRESCENT (PCT)		JUN 2010	DEC 2012	Approved - Active	6	11						16
92855 - BR247 MANCHESTER ROAD SBRIDGE		JUL 2011	DEC 2012	Approved - Active	3	7						10
^ATTAPS												
^GENERAL TRANSPORT & HIGHWAYS												
^ROAD SAFETY												
^DANGER REDUCTION SCHEMES												
94247 - WESTWAYS SCL SCHOOL RD		AUG 2011	MAR 2013	Approved - Active	47	15						62
^SCHOOL SAFETY SCHEMES												
93548 - HANDSWORTH GRANGE SCH, BEAVER		DEC 2009	APR 2012	Approved - Active	32	51						83
93855 - MONTENEY PRIM SCL, WORDSWORTH		MAR 2011	MAR 2013	Approved - Active	12	85						97
^GENERAL TRANSPORT & HIGHWAYS												
^GENERAL TRANSPORT & HIGHWAYS												
91611 - MS - IRR STAGES 2 & 3		JAN 2009	DEC 2011	Approved - Active	22,990	2,500						25,490
93363 - NIRR ARCHAEOLOGY		AUG 2012	MAR 2013	Approved - Active		50						50
93366 - CAR CLUB SOLUTIONS		FEB 2012	MAR 2013	Approved - Active		6						6
97988 - CCTV PARKING ENFORCEMENT		JUN 2012	AUG 2012	Approved - Active		180						180
^LTP DEVELOPMENT AND MANAGEMENT												
93350 - PFI OPPORTUNITIES		AUG 2012	MAR 2013	Approved - Active		125						125
^STRATEGIC CYCLING												
90703 - BLACKBURN VALLEY CYCLE ROUTE		OCT 2011	AUG 2012	Approved - Active	74	220						294
^STRATEGIC PUBLIC TRANSPORT												
^ECCLESALL ROAD SMART ROUTE		JAN 2012	MAR 2013	Approved - Active	20	70						90
97986 - TRAFFIC CONTROLLER UPGRADES (Q00062)												
^CRP												
^CRP												

PLACE: HIGHWAYS

APPENDIX 10

Values in £'000s	Project Start	Project End	Approval Status	Expenditure					Total
				-2012	2012-2013	2013-2014	2014-2015	2015-2016	
^LAND DRAINAGE ISSUES 93693 - LAND DRAINAGE ISSUES	APR 2010	MAR 2012	Approved - Active	303	54				357
^COUNTYWIDE LTP SCHEMES ^CONGESTION & NETWK MAN SYITS 93356 - SYITS ANPR OPN & DEV	SEP 2011	MAR 2013	Approved - Active	121	160				281
^AIR QUALITY ^STRATEGIC AIR QUALITY 92825 - CNG REFUELLING INFRASTRUCTURE	NOV 2011	MAR 2012	Approved - Active	26	55				81
^QUALITY OF LIFE ^CYCLING ACTION PLAN 92903 - LOWER DON VALLEY CYCLE ROUTE 93364 - HANDSWORTH-WAVERLY CYCLE LINK	NOV 2012 JUL 2012	MAR 2015 MAR 2014	Approved - Active Approved - Active		75 50	230	45		350 50
^SAFER ROADS ^DRIVER BEHAVIOUR 93630 - LEARN SAFE DRIVE SAFE	APR 2010	MAR 2013	Approval Requested	103	50				153
^WORST FIRST EDUC & TRAINING 93024 - SAFETY CAMERAS A61 93361 - NIGHT TIME CASUALTY REDUCTION 93631 - MOTORCYCLISTS (C/WIDE LTP) 94324 - 11-16 PEDESTRIAN A61 NORTH 94325 - 17-24 PEDCYCLIST ECCRD AR GT	JAN 2011 APR 2012 JAN 2012 APR 2010 APR 2010	MAR 2013 MAR 2013 MAR 2013 APR 2012 APR 2012	Approval Requested Approval Requested Approval Requested Approved - Active Approved - Active		265 28 41 10 28				265 28 41 93 157
^CYCLING ACTION PLAN 93349 - LTP CYCLE PARKING	NOV 2011	MAR 2015	Approved - Active	8	67				75
^WORST FIRST ROAD SAFETY 94404 - NEWHALL ROAD (Q00040)	APR 2012	MAR 2013	Approval Requested	37	120				157
^SHEFFIELD LOCAL TRANS PLAN ^ROAD SAFETY ^ACCIDENT SAVING SCHEMES 92769 - ACCIDENT SAVING SCHEMES 92908 - ETWELL WAY ONE-WAY SCHEME 93861 - PO WALES RD/MAINRD/GREENLAND J	APR 2012 JUL 2012 APR 2012	MAR 2013 JUL 2013 MAR 2013	Approved - Active Approved - Active Approved - Active	824	45 11 80				869 11 86
^DANGER REDUCTION SCHEMES 94438 - RS AUDITS & SCHEME COMPLETION	APR 2011	MAR 2013	Approved - Active	201	100				301
^ROAD SAFETY ETP 93968 - ROAD SAFETY ETP	JAN 2009	APR 2013	Approved - Active	408	54				462
^INNOVATIVE TRAFFIC CALMING 97985 - CITYWIDE 20MPH ZONE (Q00062)	APR 2012	MAR 2013	Approved - Active	23	170				193
^SCHOOL SAFETY SCHEMES 93351 - CHAUCER SCHOOL WORDSWORTH AVE 93355 - CARTERKNWLE SC CARTERKNWLE RD	APR 2012 OCT 2012	MAR 2013 DEC 2013	Approved - Active Approval Requested		30 90				30 90
^ACCESSIBILITY ^PUBLIC RIGHTS OF WAY 91662 - PUBLIC RIGHTS OF WAY	APR 2011	MAR 2013	Approved - Active	243	80				323
^GENERAL TRANSPORT & HIGHWAYS 93095 - TAXI RANK IMPROVEMENTS ^CYCLING ACTION PLAN 92741 - PENISTONE RD LIVESLEY-LOWTHER 92872 - HANOVER WAY(CYCLE RING ROUTE) 93856 - N D TRAIL - UPPER DON WALK	JAN 2008 JAN 2008 OCT 2012 JUL 2011	MAR 2013 MAR 2013 APR 2013 AUG 2013 JUL 2012	Approved - Active Approved - Active Approved - Active Approved - Active Approved - Active	64 177 105 137	20 255 105 83				84 432 136 220

PLACE: HIGHWAYS

APPENDIX 10

	Values in £'000s	Project Start	Project End	Approval Status	Expenditure						Total
					-2012	2012-2013	2013-2014	2014-2015	2015-2016	2016-	
^SUSTAINABLE MODES OF TRAVEL 94400 - SUSTAINABLE MODES OF TRAVEL (Q00037)		APR 2012	MAR 2013	Approved - Active	73	30					103
^COMMUNITY ASSEMBLIES LTP											
^NORTHERN 92712 - COMMUNITY ASS - NORTH		JAN 2010	MAR 2013	Approved - Active	250	71					322
^NORTH EAST 92713 - COMMUNITY ASS - NORTH EAST		JAN 2010	APR 2013	Approved - Active	420	40					460
^CENTRAL 92711 - COMMUNITY ASS - CENTRAL		JAN 2010	APR 2013	Approved - Active	286	47					333
^EAST 92714 - COMMUNITY ASS - EAST		JAN 2010	MAR 2013	Approval Requested	394	161					555
^SOUTH EAST 92708 - COMMUNITY ASS - SOUTH EAST		APR 2009	MAR 2013	Approved - Active	368	99					467
^SOUTH 92709 - COMMUNITY ASS - SOUTH		JAN 2010	APR 2013	Approval Requested	360	113					472
^SOUTH WEST 92710 - COMMUNITY ASS - SOUTH WEST		JAN 2010	APR 2013	Approved - Active	360	54					415
^CONGESTION (LOCAL) ^LOCAL AIR QUALITY											
92955 - AIR MONITORING		APR 2010	APR 2013	Approved - Active	228	30					257
^DRIVING ME CRAZY SCHEMES 94449 - DMC-PARKWAY		APR 2012	MAR 2013	Approved - Active	16	120					136
^MISCELLANEOUS											
^LTP DEVELOPMENT AND MANAGEMENT 92961 - LTP COSTS/CONTRIBS/MGMT FEES		APR 2011	MAR 2013	Approved - Active	1,598	188					1,786
^LTP MONITORING 92956 - PACKAGE PERFORMANCE MONITORING		APR 2010	APR 2013	Approved - Active	182	10					192
^LTP OTHER INITIATIVES 94445 - BN962 BUS AGREEMENT		JUN 2011	MAR 2013	Approved - Active	29	276					305
^MAJOR SCHEMES LTP											
^PENISTONE ROAD SMART ROUTE 92746 - UPPERTHORPE & NETHPPP SCHEME		JAN 2009	JUL 2013	Approved - Active	194	74					268
^BUS RAPID TRANSIT (NORTH) 93887 - BRT NORTH AND TINSLEY LINK		JAN 2008	SEP 2015	Approved - Active	1,127	2,529					3,657
^STRATEGIC CONGESTION											
^CHESTERFIELD ROAD CONGESTION 94295 - MHEAD BOCHUM PWAY/DYKES LN		JAN 2008	DEC 2011	Approved - Active	675	1					676
94310 - A61 CHESTERFIELD RD ROUTE PI		JAN 2008	MAR 2013	Approved - Active	63	30					93
^CITY CENTRE TRANSPORT SCHEMES 93558 - FURNIVAL SQUARE JUNCTION IMPRO		JAN 2009	DEC 2011	Approved - Active	3,378	83					3,461
^MEADOWHALL ROAD CONGESTION TA 97982 - HGV ROUTING STRATEGY (Q00062)		JUL 2011	MAR 2013	Approved - Active	23	70					93
^MIDDLEWOOD ROAD CONGESTION TA 92846 - PERMIT PARKING: HILLSBOROUGH		JAN 2008	MAR 2013	Approval Requested	306	45					351
^STRATEGIC PUBLIC TRANSPORT											
^ECCLESALL ROAD SMART ROUTE 94177 - ECC RD SMART RT-PHASE 1 CAM RI		MAR 2012	MAR 2013	Approved - Active	89	25					114
94180 - ECC RD SMART RT-PH 3-BENTS GR		JAN 2008	MAR 2013	Approval Requested	64	89					152
94181 - ECC RD SMART RT-PH 4-MOORE ST		JAN 2008	MAR 2013	Approved - Active	243	143					386
94185 - ECC RD SMART RT-PH 8-RUST-NEIL		JAN 2008	APR 2013	Approved - Active	53	50					103

PLACE: HIGHWAYS

APPENDIX 10

Values in £'000s	Project Start	Project End	Approval Status	Expenditure						Total
				-2012	2012-2013	2013-2014	2014-2015	2015-2016	2016-	
^SHEFFIELD TO WOODHOUSE KEY RO 94202 - KEY BUS RTE: SHEFF-WOODHOUSE	JUL 2012	MAR 2015	Approved - Active	19	520	997	325			1,861
^MANCHESTER ROAD CONG TARGET 94311 - A57 MCESTERNILEST/CRRDPEDIMP	JAN 2008	APR 2014	Approved - Active	66	104	176				346
^STRATEGIC ACCESSIBILITY ^STRATEGIC CYCLING 93399 - PEAK PARK ANNIVY ROUTE XINGS	JUL 2012	APR 2014	Approved - Active		30					30
93557 - SUSTRANS:CONN2-HALFWAY-KILL	JAN 2009	MAR 2013	Approved - Active	1,349	622					1,971
^CONGESTION & NETWK MAN ^PERMIT PARKING SCHEMES 93358 - OPTIO ORANGE: CITY TO HALFWAY	APR 2012	MAR 2014	Approved - Active		411					411
94366 - ST VINCENT PPS SCHEME	APR 2012	MAR 2014	Approval Requested		16					16
T&H 2+ LANES 93357 - 2+ LANES	NOV 2011	MAR 2013	Approved - Active		80					80
^BETTER BUSES RELOCATEABLE CAMERA ENFORCEMEN										
92904 - ATERCLFE RD CLEARWAY CHANGES	OCT 2012	APR 2013	Approved - Active		23					23
92907 - CHESTERFIELD RD CLEARWAY CHG'S	JUN 2012	JUN 2014	Approved - Active		91					91
93425 - RELOCATEABLE CAMERA ENFORCEMNT	APR 2012	MAR 2014	Approved - Active		61					61
93426 - BOSTON STREET BUS GATE	JAN 2012	JUL 2013	Approval Requested		50					50
93427 - SOUTH LANE BUS GATE	JAN 2012	APR 2013	Approved - Active		148					148
^LOC SUST TRANS FUND (LSTF) ^LOC SUST TRANS FUND (LSTF)										
93359 - MALIN BRIDGE JOBCONNECTOR	AUG 2012	MAR 2015	Approved - Active		21					21
LTP Integrated Transport 2012/13 LTP Integrated Transport 2012/13	APR 2012	MAR 2013	Approved - Active		29					29
G00071 - LTP Integrated Transport 2012/13										
Total				50,545	18,836	1,403	370	-	-	71,154

Summary of 2013/14 Capital Projects by Strategic Outcomes

Appendix 11

2013-14 Approved Capital Programme

Values in £'000s	Expenditure							Total
	-2012	2012-2013	2013-2014	2014-2015	2015-2016	2016-		
Better Health & Wellbeing	50,688	5,427	4,981	3,764	3,525	7,075	75,460	
Environmentally Responsive City	8,034	3,790	1,668	1,011	500	700	15,703	
A Great Place To Live	256,309	77,034	85,848	57,385	54,607	109,477	640,660	
Infrastructure	14,202	5,539	13,563	3,504	77	-	36,884	
Competitive City	147	1,039	-	-	-	-	1,186	
Successful Children & Young People	252,086	67,504	33,284	4,603	-	-	357,476	
Safe & Secure Communities	352	2,264	185	-	-	-	2,802	
Tackling Poverty/ Increasing Social Justice	-	65	1,696	2,000	2,000	-	5,761	
Vibrant City	4,904	4,592	5,206	48	-	-	14,750	
Total	586,722	167,254	146,431	72,315	60,710	117,252	1,150,683	

BETTER HEALTH & WELLBEING

APPENDIX 11

Values in £'000s	Project Start	Project End	Approval Status	Expenditure							Total	
				-2012	2012-2013	2013-2014	2014-2015	2015-2016	2016-			
91523 - PROVISION OF DISABLED ACCESS	JAN 2008	JAN 2009	Approved - Active	1,165	1							1,166
97037 - ICT INFRASTRUCTURE (Q00013)	DEC 2011	MAR 2014	Approval Requested	566	1,108	568						2,243
97041 - SHORT BREAKS CO-LOCATION	JUN 2012	MAR 2013	Approved - Active		100							100
97042 - PCT/SCC-RECONFIG.ACCOMM.STRAT	SEP 2012	SEP 2013	Approved - Active		355	385						740
97130 - CITYWIDE ALARMS - BMU	APR 2010	JUN 2013	Approved - Active	1,090	61							1,151
97147 - ADAPTATIONS	APR 2010	MAR 2018	Approval Requested	35,241	2,016	2,025	2,025	2,025	2,025	4,125		47,457
97334 - DISABLED GRANTS	JAN 2008	MAR 2018	Approval Requested	12,626	1,766	1,798	1,614	1,400	1,400	2,800		22,004
97407 - HHSRS - CAT 1 HAZARDS (Q00069)	APR 2012	MAR 2018	Approval Requested		20	205	125	100	100	150		600
Total				50,688	5,427	4,981	3,764	3,525	7,075			75,460

A GREAT PLACE TO LIVE

APPENDIX 11

Values in £'000s	Project Start	Project End	Approval Status	Expenditure							Total
				-2012	2012-2013	2013-2014	2014-2015	2015-2016	2016-		
90012 - CASTLE MARKET DECOMMISSIONING	JAN 2013	AUG 2014	Approval Requested		294	862	3,246				4,402
90114 - CENTRAL LIBRARY ROOF (Q00010)	FEB 2011	MAY 2011	Approved - Active	133	5						138
90126 - MOOR MARKET SERVICE YARD	SEP 2011	MAR 2015	Approved - Active		721	56	12				789
90136 - CHAUCER SQUARE MAINTENANCE	JAN 2009	DEC 2030	Approval Requested	5	9	40	18		18	348	438
90697 - PENISTONE-BRADF'DRD-HERRIESRD (Q000064)	APR 2011	AUG 2012	Approved - Active	14	300						314
90698 - BRANSLEY:HATFIELDHO-KINAIRDAVE (Q000064)	APR 2011	JUL 2012	Approved - Active	9	300						309
90703 - BLACKBURN VALLEY CYCLE ROUTE	OCT 2011	AUG 2012	Approved - Active	74	220						294
91515 - HG ABATE HUTCLIFFE WOOD (Q000047)	JAN 2011	OCT 2011	Approved - Active	2,127	17						2,145
91533 - ALLOTMENTS INVESTMENT PROGRAMM (Q000002)	APR 2010	SEP 2011	Approved - Active	213	8						221
91568 - TREE MANAGEMENT	APR 2008	MAR 2013	Approved - Active	729	50						779
91611 - MS - IRR STAGES 2 & 3	JAN 2009	DEC 2011	Approved - Active	22,900	2,500						25,400
91662 - PUBLIC RIGHTS OF WAY	APR 2011	MAR 2013	Approved - Active	243	80						323
92437 - MINOR WALL STRENGTH REPAIR SCH	APR 2012	MAR 2013	Approved - Active	661	508						1,169
92444 - TOTLEY SPORTS PAVILLION	JUL 2011	SEP 2011	Approved - Active	195	2						197
92447 - HIGHFIELD LIBRARY REFURB	SEP 2011	MAR 2012	Approved - Active	33	297						330
92481 - STRADBROKE COLLEGE	APR 2010	MAR 2011	Approved - Active	28	10	14					38
92628 - MOSBORO NATURE TRAIL	NOV 2012	MAR 2014	Approved - Active		7						21
92629 - OWLTHORPE HERITAGE TRAIL	MAY 2011	MAY 2012	Approved - Active	54	10						64
92631 - HICKMOTT ROAD OPEN SPACE	JUN 2011	SEP 2012	Approved - Active	19	12						31
92632 - HEELEY CITY FARM	JAN 2012	MAR 2013	Approved - Active		20						20
92633 - HEELEY DEVELOPMENT TRUST 681	JAN 2012	MAR 2013	Approved - Active		20						20
92708 - COMMUNITY ASS - SOUTH EAST	APR 2009	MAR 2013	Approved - Active	368	99						467
92709 - COMMUNITY ASS - SOUTH	JAN 2010	APR 2013	Approval Requested	360	113						472
92710 - COMMUNITY ASS - SOUTH WEST	JAN 2010	APR 2013	Approved - Active	360	54						415
92711 - COMMUNITY ASS - CENTRAL	JAN 2010	APR 2013	Approved - Active	286	47						333
92712 - COMMUNITY ASS - NORTH	JAN 2010	MAR 2013	Approved - Active	250	71						322
92713 - COMMUNITY ASS - NORTH EAST	JAN 2010	APR 2013	Approved - Active	420	40						460
92714 - COMMUNITY ASS - EAST	JAN 2010	MAR 2013	Approval Requested	394	161						555
92741 - PENISTONE RD, LIVESSEY-LOWTHER	JAN 2008	APR 2013	Approved - Active	177	255						432
92746 - UPPERTHORPE & NETHPPP SCHEME	JAN 2009	JUL 2013	Approval Requested	194	74						268
92769 - ACCIDENT SAVINGS SCHEMES	APR 2012	MAR 2013	Approval Requested	824	45						869
92825 - CNG REFUELLING INFRASTRUCTURE	NOV 2011	MAR 2012	Approved - Active	26	55						81
92846 - PERMIT PARKING: HILLSBOROUGH	JAN 2008	MAR 2013	Approval Requested	306	45						351
92849 - BR241 M&S ECCLESALL ROAD	FEB 2011	JUN 2011	Approved - Active	14	41						54
92850 - BR242 ASDA @ CHAUCER	SEP 2010	SEP 2011	Approved - Active	188	117						305
92852 - BR244 FOXHILL CRESCENT (PCT)	JUN 2010	DEC 2012	Approved - Active	6	11						16
92855 - BR247 MANCHESTER ROAD SBRIDGE	JUL 2011	DEC 2012	Approved - Active	3	7						10
92872 - HANOVER WAY(CYCLE ROAD ROUTE)	OCT 2012	AUG 2013	Approval Requested		105						136
92903 - LOWER DON VALLEY CYCLE ROUTE	NOV 2012	MAR 2015	Approval Requested	31	75						350
92904 - A TERCLFE RD CLEARWAY CHANGES	OCT 2012	APR 2013	Approval Requested		23						23
92907 - CHESTERFIELD RD CLEARWAY CHG'S	JUN 2012	JUN 2014	Approval Requested		91						91
92908 - ETWELL WAY ONE-WAY SCHEME	JUL 2012	JUL 2013	Approval Requested		11						11

Values in £'000s	Project Start	Project End	Approval Status	Expenditure					Total
				-2012	2012-2013	2013-2014	2014-2015	2015-2016	
92955 - AIR MONITORING	APR 2010	APR 2013	Approved - Active	228	30				257
92956 - PACKAGE PERFORMANCE MONITORING	APR 2010	APR 2013	Approved - Active	182	10				192
92961 - LTP COSTS/CONTRIBS/MGMT FEES	APR 2011	MAR 2013	Approved - Active	1,598	188				1,786
93022 - PLUGGED IN (SOUTH) YORKSHIRE	MAY 2012	MAR 2015	Approval Requested		128		52		235
93024 - SAFETY CAMERAS A61	JAN 2011	APR 2013	Approval Requested		265				265
93095 - TAXI RANK IMPROVEMENTS	JAN 2008	MAR 2013	Approved - Active	64	20				84
93345 - MILLHOUSES PARK GYM	APR 2010	NOV 2011	Approved - Active	57	7				64
93349 - LTP CYCLE PARKING	NOV 2011	MAR 2015	Approval Requested	8	67				75
93350 - PFI OPPORTUNITIES	AUG 2012	MAR 2013	Approved - Active		125				125
93351 - CHAUCER SCHOOL WORDSWORTH AVE	APR 2012	MAR 2013	Approval Requested		30				30
93355 - CARTERKNWLE SC CARTERKNWLE RD	OCT 2012	DEC 2013	Approval Requested		90				90
93356 - SYTT'S ANPR OPN & DEV	SEP 2011	MAR 2013	Approved - Active	121	160				281
93357 - 2+ LANES	NOV 2011	MAR 2013	Approved - Active		80				80
93358 - OPTIO ORANGE: CITY TO HALFWAY	APR 2012	MAR 2014	Approved - Active		411				411
93359 - MALIN BRIDGE JOBCONNECTOR	AUG 2012	MAR 2015	Approval Requested		21				21
93361 - NIGHT TIME CASUALTY REDUCTION	APR 2012	MAR 2013	Approval Requested		28				28
93363 - NIRR ARCHAEOLOGY	AUG 2012	MAR 2013	Approved - Active		50				50
93364 - HANDSWORTH-WAVERLY CYCLE LINK	JUL 2012	MAR 2014	Approved - Active		50				50
93366 - CAR CLUB SOLUTIONS	FEB 2012	MAR 2013	Approved - Active		6				6
93399 - PEAK PARK ANNIVY ROUTE XINGS	JUL 2012	APR 2014	Approved - Active		30				30
93401 - GRAVES PARK INCLUSIVE PLAY	JUN 2010	APR 2011	Approved - Active	245	5				250
93403 - THORPE GREEN	APR 2012	JUL 2012	Approved - Active		57				57
93404 - ARBOURTHORNE PLAYGROUND	JAN 2012	MAR 2013	Approved - Active		91				91
93405 - BINGHAM PK COURTS UPLIFT	APR 2012	AUG 2012	Approved - Active		11				11
93406 - RICHMOND PARK PLAY AREA	MAY 2012	DEC 2012	Approved - Active		46				46
93407 - CCTV AT CHAPELTOWN PARK	MAY 2012	SEP 2012	Approved - Active		14				14
93409 - ECCLESFIELD PARK PLAYGROUND	AUG 2012	JUN 2013	Approved - Active		25				25
93410 - ANGRAM BANK PARK IMPROVEMENTS	AUG 2012	JUN 2013	Approved - Active		19				19
93411 - RUSKIN PARK IMPROVEMENTS	OCT 2012	JUL 2013	Approval Requested		8				8
93412 - CROOKES VALLEY PARKS	FEB 2013	JUL 2013	Approval Requested		30	2			30
93425 - RELOCATABLE CAMERA ENFORCEMNT	APR 2012	MAR 2014	Approval Requested		61				61
93426 - BOSTON STREET BUS GATE	JAN 2012	JUL 2013	Approval Requested		50				50
93427 - SOUTH LANE BUS GATE	JAN 2012	APR 2013	Approved - Active		148				148
93548 - HANDSWORTH GRANGE SCH, BEAVER	DEC 2009	APR 2012	Approved - Active	32	51				83
93557 - SUSTRANS:CONN2-HALFWAY-KILL	JAN 2009	MAR 2013	Approved - Active	1,349	622				1,971
93558 - FURNIVAL SQUARE JUNCTION IMPRO	JAN 2009	DEC 2011	Approved - Active	3,378	83				3,461
93596 - PRN MAINTENANCE SCHEMES	APR 2012	MAR 2013	Approval Requested	3,443	652				4,095
93630 - LEARN SAFE DRIVE SAFE	APR 2010	MAR 2013	Approval Requested	103	50				153
93631 - MOTORCYCLISTS (C/WIDE LTP)	JAN 2012	MAR 2013	Approval Requested		41				41
93634 - NON-PRN MAINTENANCE SCHEMES	APR 2012	MAR 2013	Approved - Active	4,622	3,285				7,907
93655 - MONTENEY PRIM SCL, WORDSWORTH	MAR 2011	MAR 2013	Approval Requested	12	85				97
93656 - N D TRAIL - UPPER DON WALK	JUL 2011	JUL 2012	Approved - Active	137	83				220
93661 - PO WALES RD/MAINRD/GREENLAND J	APR 2012	MAR 2013	Approved - Active	6	80				86
93693 - LAND DRAINAGE ISSUES	APR 2010	MAR 2012	Approved - Active	303	54				357

A GREAT PLACE TO LIVE

APPENDIX 11

Project Start	Project End	Approval Status	Expenditure						Total
			-2012	2012-2013	2013-2014	2014-2015	2015-2016	2016-	
93774 - FOOTWAY RECONSTRUCTION	APR 2012	Approved - Active	1,007	602					1,610
93887 - BRT NORTH AND TINSLEY LINK	JAN 2008	Approved - Active	1,127	2,529					3,657
93930 - SHEPHERD WHEEL	MAR 2008	Approved - Active	981	108					1,089
93939 - PARSON CROSS LIBRARY PROJECT	APR 2008	Approved - Active	2,437	254					2,690
93952 - PARKWOOD SPRINGS AVALANCHE RIS	APR 2010	Approval Requested	90	-	10				100
93968 - ROAD SAFETY ETP	JAN 2009	Approved - Active	408	54					462
93981 - NORFOLK PARK DRAINAGE SCHEME	JAN 2008	Approved - Active	238	72					310
93982 - CHAPELTOWN PARK PLAYGROUND	NOV 2009	Approved - Active	207	16					224
93984 - ANGRAM BANK PLAYGROUND	MAY 2010	Approved - Active	105	1					106
93986 - BURNGREAVE REC PLAYBUILDER	MAY 2009	Approved - Active	310	9					319
93992 - RIVELIN VALLEY PLAYBUILDER	APR 2012	Approved - Active	17	258					275
94000 - SCHOOL PLAYGROUND PROGRAMME	APR 2011	Approved - Active	124	206					330
94002 - RFID PROJECT	APR 2010	Approved - Active	745	155					900
94007 - SPITAL HILL ELLESMERE GREEN	MAR 2012	Approval Requested		105	871				976
94008 - CASTLEGATE SYTPE ACQUISITION	JAN 2012	Approval Requested		-	500				500
94098 - WESTFIELD SPORTS VILLAGE	OCT 2012	Approval Requested		132	3,000		1,600		4,732
94121 - WINCObANK HILL PHASE 1	JAN 2010	Approved - Active	13	33	1		1		50
94132 - CITY CENTRE PAVING	SEP 2010	Approval Requested	115	0	10				126
94141 - GREEN OAK-PARK	JUN 2010	Approved - Active	60	35					95
94177 - ECC RD SMART RT-PHASE 1 CAM RI	MAR 2012	Approved - Active	89	25					114
94180 - ECC RD SMART RT-PH 3-BENTS GR	JAN 2008	Approval Requested	64	89					152
94181 - ECC RD SMART RT-PH 4-MOORE ST	JAN 2009	Approved - Active	243	143					386
94185 - ECC RD SMART RT-PH 8-RUST-NEIL	JUL 2012	Approval Requested	53	50					103
94202 - KEY BUS RTE: SHEFF-WOODHOUSE	AUG 2011	Approval Requested	47	15	997		325		1,861
94247 - WESTWAYS SCL SCHOOL RD	APR 2010	Approval Requested	184	2					62
94288 - PIPWORTH ROAD REC	JAN 2008	Approved - Active	675	1					186
94295 - MHEAD BOCHUM PWAY/DYKES LN	JAN 2008	Approved - Active	63	30					676
94310 - A61 CHESTERFIELD RD ROUTE PI	APR 2010	Approved - Active	66	104	176				346
94311 - A57 MCESTER/NILEST/CRRDPEDIMP	APR 2010	Approval Requested	83	10					93
94324 - 11-16 PEDESTRIAN A61 NORTH	APR 2010	Approved - Active	128	28					157
94325 - 17-24 PEDCITYCTRE ECCRD AR GT	JAN 2009	Approved - Active	142	1,094					1,237
94326 - EDWARD STREET	SEP 2012	Approved - Active	1,600	401					2,000
94351 - WOODSEATS RD RAILWAY GR RECON	JAN 2012	Approval Requested	0	-	300				300
94362 - BROOMHILL LIBRARY	MAR 2010	Approval Requested	137	16					16
94366 - BEREAVEMENT GRNDS MAINT EQPT	APR 2012	Approval Requested	668	45					182
94371 - LTP STREETLIGHTING (Q000041)	NOV 2010	Approved - Active		600					1,268
94374 - HG ABATE CITY ROAD (Q000047)	JAN 2012	Approved - Active		30					30
94375 - KING EDWARD BATHS	APR 2010	Approved - Active	282	50					50
94377 - MYRTLE SPRINGS LEISURE CENTRE	MAY 2010	Approved - Active	887	6					289
94378 - SHEAF VALLEY PARK / SOUTH ST	AUG 2011	Approval Requested		114					1,001
94380 - MANOR FIELDS TODDLER PLAY	NOV 2011	Approval Requested	1	-	120		19		140
94383 - CITY ROAD CREM ACCESS (Q00006)	NOV 2010	Approved - Active	147	47					48
94386 - STOCKSBRIDGE LEISURE CENTRE (Q00005)	APR 2011	Approved - Active		9					155

Values in £'000s

Values in £'000s	Project Start	Project End	Approval Status	Expenditure							Total
				-2012	2012-2013	2013-2014	2014-2015	2015-2016	2016-		
94388 - CENTRAL LIBRARY STRUCTURALCOMP (Q00010)	SEP 2010	MAY 2011	Approved - Active	199	79						278
94390 - WOODLAND MGMT FOR BIRDS EM	JUL 2010	MAR 2014	Approved - Active	82	42	2					126
94391 - WOODLAND MGMT FOR BIRDS YH	JUL 2010	MAR 2015	Approved - Active	49	18	18	14				100
94395 - WOODEN PARK, MP & IMP	JUL 2011	JUL 2012	Approved - Active	9	71						81
94397 - PARK HILL GREEN LINKS	NOV 2012	DEC 2014	Approval Requested		11	299	26				336
94400 - SUSTAINABLE MODES OF TRAVEL (Q000037)	APR 2012	MAR 2013	Approved - Active	73	30						103
94402 - NEW MARKET DEVELOPMENT	MAR 2012	MAR 2015	Approval Requested	833	7,347		21				17,237
94404 - NEWHALL ROAD (Q00040)	APR 2012	MAR 2013	Approval Requested	37	120						157
94413 - CONCORD PARK MUGA	SEP 2010	MAR 2012	Approved - Active	123	34						158
94415 - MEERSBROOK PARK MUGA	APR 2011	JUN 2012	Approved - Active	81	25						105
94416 - CENTRAL LIBRARY REMEDIAL WORK (Q00010)	APR 2011	SEP 2011	Approved - Active	26	99						125
94434 - MANOR OAKS GARDENS	MAR 2011	AUG 2011	Approved - Active	20	6						25
94438 - RS AUDITS & SCHEME COMPLETION	APR 2011	MAR 2013	Approved - Active	201	100						301
94440 - SPITAL HILL PUBLIC REALM	APR 2011	OCT 2012	Approval Requested	28	(28)						-
94443 - PARKS - CAR PARKING PROJECT	DEC 2011	MAR 2013	Approved - Active	12	136						148
94445 - BN962 BUS AGREEMENT	JUN 2011	MAR 2013	Approval Requested	29	276						305
94449 - DMC-PARKWAY	APR 2012	MAR 2013	Approval Requested	16	120						136
94451 - MANOR FIELDS UPLIFT PROJECT	SEP 2011	AUG 2013	Approved - Active		20						20
94452 - MANOR COMMUNITY ALLOTMENTS	SEP 2011	AUG 2013	Approved - Active		9						9
94453 - MANOR FIELDS KICKABOUT AREA	SEP 2011	AUG 2013	Approved - Active		9						9
94454 - MANOR FIELDS PUMP TRACK	SEP 2011	AUG 2013	Approved - Active		9						9
94456 - SPITAL HILL PUBLIC ART	NOV 2011	JAN 2014	Approval Requested	6	12	61					79
94457 - WOMEN OF STEEL	OCT 2011	AUG 2013	Approval Requested	8	16	3					28
94459 - MILLHOUSES MILL BUILDINGS	MAY 2012	JAN 2013	Approved - Active		128						128
94460 - ECCLESALL WOOD-LAND INTERP	NOV 2011	MAR 2013	Approved - Active		35						35
94463 - CLAY WOOD GREEN LINKS	SEP 2012	DEC 2014	Approved - Active		33						33
94464 - HACKENTHORPE SKATE & BMX	AUG 2012	MAR 2013	Approved - Active	9	41	386	40				460
94465 - HOLLINSEND MUGA	SEP 2012	JUN 2013	Approved - Active		24	59					83
97038 - CHAUCER PS ACTIVATION	NOV 2011	MAR 2014	Approval Requested	2	21	12					35
97114 - DH COMMUNITY HEATING	APR 2010	MAR 2014	Approved - Active	5,661	2,789						8,518
97126 - SHARROW ALMO WORKS	JAN 2008	MAR 2015	Approved - Active	67,984	1,970	3,500	100				73,554
97127 - OBSOLETE HEATING	APR 2010	MAR 2018	Approval Requested	9,649	5,500	4,500	6,500	5,500		7,800	39,449
97129 - ROOFING PROGRAMME	APR 2010	MAR 2017	Approval Requested	385	50	450	250	180			885
97131 - ALMO ASBESTOS SURVEYS	APR 2010	MAR 2018	Approval Requested	5,546	362	250	250			380	6,968
97139 - LANSLOWNE AND HANOVER CLADDING	JAN 2008	MAR 2015	Approval Requested	4,988	5,932	2,080					13,000
97150 - RHB LOANS HAL	JAN 2008	MAR 2016	Approval Requested	1,566	250	521					2,337
97200 - HOUSE CONDITION SURVEY	APR 2009	MAR 2015	Approval Requested	119	-		100				219
97211 - SKINNERHORPE SCC (EAST)	APR 2008	MAR 2013	Approved - Active	6,719	37						6,757
97212 - PAGE HALL REMODELLING (EAST)	APR 2008	MAR 2013	Approved - Active	2,581	28						2,608
97217 - TINSLEY CENTRE	JAN 2008	MAR 2013	Approved - Active	1,076	34						1,110
97222 - PSH EMPTY PROPERTIES	JAN 2008	MAR 2018	Approval Requested	1,099	45	195	120			240	1,819
97226 - SKINNERHORPE SHM (EAST)	MAR 2008	MAR 2013	Approved - Active	7,202	316						7,518
97240 - WOODSIDE SECURITY PYE BANK SCH	JAN 2009	MAR 2013	Approved - Active	83	5						88
97241 - CHAUCER PUBLIC REALM	APR 2010	JUL 2013	Approval Requested	62	539	200					801

A GREAT PLACE TO LIVE

APPENDIX 11

Project Start	Project End	Approval Status	Expenditure							Total
			-2012	2012-2013	2013-2014	2014-2015	2015-2016	2016-		
97263 - DECENT HOMES VACANTS WORK	JAN 2008	MAR 2014	Approved - Active	13,200	307	162	150	150	300	13,669
97264 - HEALTH & SAFETY ENHANCE PROG	APR 2010	MAR 2018	Approval Requested	2,461	299	150	33	150		3,510
97266 - LEASEHOLDER CHARGES	APR 2010	MAR 2015	Approval Requested	988	750	647	200	200	200	2,417
97267 - IMPROVING ACCESS TO MTG ROOM	APR 2010	MAR 2017	Approved - Active	424	210	200	80	200	160	1,434
97269 - EMERGENCY DEMOLITIONS	JAN 2008	MAR 2018	Approval Requested	451	78	130	512	80		979
97271 - SWAN COMMISSIONED	JAN 2008	MAR 2014	Approval Requested	2,517	65	42	367	114		3,544
97279 - CHAUCER PUBLIC ARTS	APR 2011	JUL 2013	Approval Requested	7	384	281	242	114		10,037
97282 - PARK HILL (STH)	APR 2008	MAR 2017	Approval Requested	9,285	378	281	242	114		10,037
97294 - PARKHILL DEMOLITION SHM (STH)	APR 2008	MAR 2013	Approved - Active	2,283	10	3	256	256	512	3,412
97295 - ARBOURTHORNE 5MS SHM (STH)	APR 2008	MAR 2013	Approved - Active	2,074	133	590	256	256		2,084
97315 - CASTLEBECK SAFE AND SECURE	JAN 2008	MAR 2014	Approved - Active	196	801	3	250	250		329
97321 - PROGRAMME MANAGEMENT COSTS GF	JAN 2008	MAR 2018	Approval Requested	10,023	526	405	250	250		12,438
97330 - SHELTERED DECOMMISSIONING	JAN 2008	MAR 2014	Approval Requested	347	121	442				876
97333 - MINOR WORK GRANTS	JAN 2008	MAR 2018	Approval Requested	583	935	442				2,108
97340 - SWAN	JAN 2008	MAR 2016	Approval Requested	72	80	1,000				8,881
97341 - CENTRALISED CLEARED SITES	JAN 2008	MAR 2012	Approval Requested		-	1,000				152
97346 - DECENT HOMES CONTINGENCY	APR 2010	MAR 2018	Approval Requested	1,536	905	605	605	605	1,210	1,000
97348 - HRA PROGRAMME MANAGEMENT	JAN 2008	MAR 2018	Approval Requested	567	93	150				5,466
97352 - CHAUCER NEW SQUARE	APR 2007	MAR 2013	Approved - Active	179	169	150				660
97355 - BRADFORD - WY SUB REGION HAL	APR 2010	MAR 2013	Approval Requested	4,393	61	94				498
97360 - SAFE & WARM SHEFFIELD	JAN 2009	MAR 2013	Approved - Active	5	29	94				4,454
97365 - NORFOLK PARK COMMUNITIES INITI	APR 2010	MAR 2013	Approved - Active	1,781	5	20				34
97371 - SHELTERED LIFTS NEW INSTALL	JAN 2008	MAR 2017	Approval Requested	535	5	94				634
97372 - LOCAL HOUSING COMPANY	JAN 2009	MAR 2013	Approved - Active	11	207	20				1,988
97390 - PSH WORKS IN DEFAULT	APR 2010	MAR 2015	Approved - Active	184	94	291				875
97394 - HULL - HUMBER SUB REGION HAL	APR 2010	MAR 2014	Approval Requested	131	79	10				235
97395 - NE Lincs - SUB REGION HAL	APR 2010	MAR 2014	Approval Requested	0	2,716	1,391				79
97398 - PARK GRANGE DRIVE DEMOLITION	APR 2011	MAR 2013	Approved - Active	1,566	816	227				4,108
97400 - SOUTH EAST (SH) (Q00045)	APR 2012	MAR 2014	Approval Requested	1,800	100	1,800				1,793
97402 - DH KINSEY ROAD (Q00045)	APR 2012	MAR 2014	Approval Requested	1,566	100	1,800				10,000
97403 - DH ERNEST COPLEY (Q00045)	APR 2012	MAR 2014	Approval Requested	1,800	500	43				2,350
97404 - HEATING BREAKDOWNS (Q00069)	APR 2012	MAR 2018	Approval Requested	1,800	100	600				543
97406 - NEW HEATING INSTALLATIONS (Q00069)	SEP 2012	MAR 2017	Approval Requested	0	500	43				875
97409 - RECYCLING ROLL-OUT (Q00069)	APR 2012	JUN 2014	Approval Requested	0	108	298				406
97412 - BALFOUR (Q00069)	APR 2012	MAR 2014	Approval Requested	0	25	70				25
97413 - SWEENEY (Q00069)	JUN 2012	MAR 2014	Approval Requested	0	108	298				80
97424 - DEMOLITION CONTRACT	APR 2010	MAR 2013	Approved - Active	563	15	80				578
97427 - CORNHILL CONCIERGE	SEP 2012	MAR 2014	Approval Requested	3,994	173	247				4,167
97428 - SHEFFIELD HAL	OCT 2012	MAR 2013	Approval Requested	3,628	411	289				3,875
97788 - THE FOSTERS	APR 2010	MAR 2013	Approved - Active	614	340					1,025
97806 - HANOVER EXTERNAL(CONTRACT 24A)	JUN 2010	MAR 2013	Approved - Active							667
97808 - STREAM 2-K27, K29 & K30	JAN 2008	MAR 2013	Approved - Active							
97828 - ST GEORGES	APR 2010	MAR 2013	Approval Requested							
97830 - EP NORTH AREA	APR 2010	MAR 2014	Approval Requested							

A GREAT PLACE TO LIVE

APPENDIX 11

Values in £'000s	Project Start	Project End	Approval Status	Expenditure							Total
				-2012	2012-2013	2013-2014	2014-2015	2015-2016	2016-		
97831 - EP NORTH WEST	APR 2010	MAR 2014	Approval Requested	283	216	614					1,113
97832 - EP EAST	APR 2010	MAR 2014	Approval Requested	105	67	722					895
97833 - EP CENTRAL	APR 2010	MAR 2014	Approval Requested	316	59	542					917
97834 - EP SOUTH EAST	APR 2010	MAR 2014	Approval Requested	185	220	1,126					1,530
97835 - EP SOUTH WEST	APR 2010	MAR 2014	Approval Requested	1,425	106	272					1,803
97836 - EP SHELTERED	APR 2010	MAR 2014	Approval Requested	88	8	115					211
97837 - EP DOOR ENTRY WORKS	APR 2010	MAR 2014	Approval Requested	21	5	57					84
97838 - FIRE SAFETY	APR 2010	MAR 2018	Approval Requested	8	302	2,657	1,056	513	1,322		5,858
97891 - CITY ROAD BELL TOWER (Q00003)	APR 2012	SEP 2012	Approved - Active	26	183						210
97895 - NIAGARA WEIR LANDSCAPING	MAY 2010	JUN 2011	Approved - Active	11	41						53
97896 - FIRTH PARK BOATING LAKE	JUN 2010	SEP 2011	Approved - Active	213	16						230
97897 - HILLSBORO LIBRARY FLAT ROOF (Q00001)	JUN 2010	JUN 2011	Approved - Active	125	11	14					136
97898 - GREENHILL PK MESS ROOM (Q00001)	AUG 2011	OCT 2013	Approval Requested								14
97899 - PATH RESURFACING PROGRAMME (Q00007)	APR 2010	MAR 2013	Approved - Active	251	205						456
97902 - RIVER STEWARD CO 509	SEP 2010	OCT 2010	Approved - Active	2	20						20
97946 - PARKWOOD SPRINGS CYCLE TRACK	APR 2011	JUL 2013	Approved - Active		112						114
97947 - DARNALL NEIGHBOURHOOD PARK	JAN 2011	AUG 2013	Approved - Active	62	85						147
97956 - SPRINGWATER HOUSE (Q00045)	APR 2011	MAR 2017	Approval Requested	997	709	162					1,868
97957 - SOUTH WEST - ABBEY BROOK (Q00045)	APR 2011	MAR 2014	Approval Requested	819	1,521	1,488					3,828
97958 - EAST - BURNGREAVE (Q00045)	APR 2011	MAR 2014	Approval Requested	831	1,823	1,001					3,654
97959 - NEWGATE CLOSE (Q00045)	JAN 2008	MAR 2017	Approval Requested	50	872	379					1,301
97963 - DIGITAL CALL OFF CONTRACT (Q00045)	APR 2011	MAR 2014	Approval Requested	71	25	94					189
97964 - FINAL ACCOUNT RISK INSULATION (Q00045)	APR 2011	MAR 2013	Approved - Active	48	169						217
97965 - LOWEDGES BEDSITS (Q00045)	APR 2011	MAR 2013	Approved - Active	200	920						1,120
97966 - PARK VIEW (Q00045)	APR 2011	MAR 2017	Approval Requested	164	1,172	130		350	700		1,466
97968 - LIFT MAINTENANCE & REPAIR	APR 2011	MAR 2018	Approval Requested	408	55	350	350				2,508
97970 - STOCKSBRIDGE THRIVING LDC	APR 2011	MAY 2013	Approved - Active	1							56
97974 - PARK GRANGE DRIVE DEMOS	APR 2012	MAR 2013	Approved - Active		21						21
97975 - CATEGORY 1 HAZARDS PROJECT	APR 2011	MAR 2013	Approval Requested	5	24						29
97976 - HUTCLIFFE WOOD ROOF (Q00001)	JUN 2011	OCT 2011	Approved - Active	88	7						96
97977 - NORTH - NEW PARSON CROSS (Q00045)	APR 2011	MAR 2015	Approval Requested	672	719	11,133					12,524
97978 - SHELTERED HEATING WORK (Q00045)	APR 2011	SEP 2012	Approved - Active	16	139						155
97979 - DH WORKS - NON ESTATE PROP (Q00045)	APR 2011	MAR 2014	Approval Requested	134	366	60					560
97981 - BEIGHTON LANDFILL EMERG MIT	AUG 2011	JAN 2013	Approved - Active	1	119						120
97982 - HGV ROUTING STRATEGY (Q00062)	JUL 2011	MAR 2013	Approval Requested	23	70						93
97985 - CITYWIDE 20MPH ZONE (Q00062)	APR 2012	MAR 2013	Approval Requested	20	170						193
97986 - TRAFFIC CONTROLLER UPGRADES (Q00062)	JAN 2012	MAR 2013	Approval Requested		180						180
97988 - CCTV PARKING ENFORCEMENT	JUN 2012	AUG 2012	Approved - Active	20	44						44
Q00005 - INVESTMENT INTO LEISURE FACILITIES	APR 2010	MAR 2012	Approved - Active								124
Q00010 - CENTRAL LIBRARY	APR 2010	MAR 2014	Approval Requested								124
Q00021 - COMMUNITY BLDG MAINT/BACKLOG/H&S	APR 2006	MAR 2014	Approval Requested		250	322					572
Q00045 - New Decent Homes	APR 2010	MAR 2015	Approved - Active				455	1,300			7,099
Q00046 - Demolitions	APR 2010	MAR 2012	Approved - Active		111						111
Q00050 - ASBESTOS SCHEMES	APR 2011	MAR 2014	Approval Requested		30	120					150

A GREAT PLACE TO LIVE

APPENDIX 11

Values in £'000s	Project Start	Project End	Approval Status	Expenditure							Total	
				-2012	2012-2013	2013-2014	2014-2015	2015-2016	2016-			
Q00065 - CBT Woodhouse/Tannery Lodge	APR 2012	MAR 2014	Approval Requested		30	420	420					450
Q00067 - HOUSING RETAINED SCHEMES BUDGETS	APR 2011	MAR 2018	Approved - Active		-	693	693		3,860	100		9,818
Q00069 - HRA Capital Projects (Non DH)	APR 2011	MAR 2018	Approved - Active		-	18,001	18,001		38,860	92,339		181,883
Q00071 - LTP Integrated Transport 2012/13	APR 2012	MAR 2013	Approved - Active		29			5,165				29
Total				256,309	77,034	85,848	57,385	54,607	109,477	640,660		

INFRASTRUCTURE

APPENDIX 11

Values in £'000s	Project Start	Project End	Approval Status	Expenditure							Total	
				-2012	2012-2013	2013-2014	2014-2015	2015-2016	2016-			
90010 - UTC SITE - PORTER BROOK	APR 2012	AUG 2013	Approved - Active		1,060							1,060
90011 - ABBEY-BANNERDALE ASSETENHANCE (Q000070)	SEP 2012	MAR 2014	Approval Requested		147	272						419
90013 - FORMER KING ECBERT'S SCHOOL (Q000070)	DEC 2012	MAR 2014	Approval Requested		224	199						423
90015 - WESTFIELD ASSET ENHANCEMENT	DEC 2012	MAR 2014	Approval Requested		165	281						445
90016 - OWLTHORPE ASSET ENHANCEMENT	DEC 2012	MAR 2014	Approval Requested		154	232		221				607
90017 - FIRE STRATEGY WORKS	JAN 2013	APR 2013	Approval Requested		205	145						350
90018 - FORUM HOUSE	NOV 2012	MAR 2013	Approval Requested		103							103
90019 - BANNERDALE ASSETENHANCE	DEC 2012	MAR 2014	Approval Requested		102			373				1,285
90101 - TOWN HALL ROOF - REP/REPLACE	APR 2011	MAR 2014	Approval Requested	523	102	134						758
90102 - TOWN HALL ELECTRICAL	APR 2009	MAR 2014	Approval Requested	564	25	63						652
90104 - VEHICLE AND PLANT ACQUISITION	APR 2011	MAR 2014	Approval - Active	8,513	666							9,179
90111 - TOWN HALL LIFTS	APR 2010	MAR 2015	Approval Requested	1,666	1,154	287	650					400
90120 - MOORFOOT	MAR 2011	JUL 2011	Approval - Active	56	9	5,287						8,756
90121 - CHANGE TO: RAVENSCROFT OPH (Q000046)	APR 2012	JUL 2012	Approved - Active			8		77				65
90123 - 1-3 PEAK MOUNT CRYSTAL PEAKS	MAR 2011	APR 2011	Approved - Active	26	3							29
90125 - PLACE DEMOLITION PROGRAMME (Q000046)	APR 2013	SEP 2013	Approved - Active	2	(2)	2,180						2,180
90132 - CITY CENTRE CIVIC ACCOMPROJ.MGMT	SEP 2011	MAR 2013	Approved - Active	16	56	1,048						1,120
90135 - STADIA TECHNOLOGY PARK LIFTS	JAN 2012	JUN 2012	Approved - Active	80	20							100
90137 - DEMO OF HANDSWORTH CC & BC (Q000046)	JAN 2012	JUN 2012	Approved - Active	0	45							45
92434 - KELHAM ISLAND - FLOOD	JUN 2010	MAR 2011	Approval Requested	947		53						1,000
92435 - INFRASTRUCTURE-FLOOD	APR 2010	SEP 2011	Approved - Active	1,530	71							1,600
92439 - INVESTMENT IN RATIONALISATION	JUN 2011	MAR 2012	Approved - Active		25							25
92441 - CRYSTAL PEAKS LIFT RENEWAL	APR 2011	MAR 2012	Approved - Active		47							47
92446 - DEMOLITION OF FOXWOOD (Q000046)	MAY 2011	SEP 2011	Approved - Active	47	3							50
93976 - ASBESTOS REMOVAL	APR 2010	MAR 2014	Approval Requested	64	2	29						94
94412 - FIRERISK ASSESSMENT PROGRAMME (Q000004)	APR 2010	MAR 2013	Approval Requested	45	163							208
94414 - REIGNHEAD FARM EMERG REPAIRS (Q000003)	JUL 2012	OCT 2012	Approved - Active	22	99							121
Q00001 - ROOF RENEWALS PROGRAMME	APR 2010	MAR 2013	Approval Requested			170						170
Q00002 - ALLOTMENTS INVESTMENT PROGRAMME	APR 2010	MAR 2014	Approval Requested			50						50
Q00003 - EMERGENCY RISK MITIGATION	APR 2010	MAR 2013	Approved - Active		154							154
Q00006 - PROVISION OF DISABLED ACCESS	APR 2010	MAR 2014	Approval Requested			270						270
Q00008 - Environmental Programme	APR 2011	MAR 2013	Approval - Active		100							100
Q00070 - NON OFFICE ASSET RATIONALISATION	MAR 2012	MAR 2014	Approval Requested			158						158
Q00073 - HEALTH & SAFETY COMPLIANCE	DEC 2012	MAR 2015	Approved - Active		629	1,886	1,886					4,400
Total				14,202	5,539	13,563	3,504	77				36,884

COMPETITIVE CITY

APPENDIX 11

	Values in £'000s	Project Start	Project End	Approval Status	Expenditure						Total	
					-2012	2012-2013	2013-2014	2014-2015	2015-2016	2016-		
90118 - ANNS GROVE		DEC 2011	DEC 2012	Approved - Active	124	831						955
91692 - RIVER SHEAF RESTORATION PROJ		APR 2010	MAR 2011	Approved - Active	218	60						278
92356 - MILLENIUM GALLERY LIFE CYCLE		APR 2010	MAR 2013	Approved - Active	250	185						435
92610 - HANOVER HOUSE, HANOVER WAY		APR 2009	MAR 2011	Approved - Active		18						18
92630 - HOLBROOK HABITAT MANAGEMENT		MAY 2011	FEB 2013	Approved - Active	4	4						8
94004 - MOOR PUBLIC REALM PHASE 2		AUG 2011	MAY 2013	Approved - Active	107	2,298	546	48				3,000
94005 - CIQ PUBLIC REALM		JUN 2011	OCT 2012	Approved - Active	105	1,161	20					1,285
94006 - SHEFFIELD LDV FLOOD DEFENCE		NOV 2011	MAY 2012	Approved - Active	23	190	18					213
94327 - SCAFP 1B		JAN 2010	SEP 2012	Approved - Active	91	542						650
94418 - CONNECT PEDESTRIAN SIGNS		DEC 2010	MAR 2012	Approved - Active	18	12						30
94439 - NEW RETAIL QUARTER CPO		APR 2011	MAR 2014	Approved - Active	4,424	936	4,640					10,000
97325 - INSULATION		JAN 2008	MAR 2017	Approval Requested	7,077	1,749	500					9,326
97405 - INSULATION (COUNCIL HSG) (Q00069)		APR 2012	MAR 2018	Approval Requested		200	800	1,000	500	700		3,200
97426 - LOW CARBON PIONEER CITIES		OCT 2012	MAR 2013	Approval Requested		708						708
97790 - CLIMATE IMPACT FUND		APR 2010	MAR 2013	Approved - Active	534	216						751
97962 - DH - UTILITIES (Q00045)		APR 2011	MAR 2015	Approved - Active	110	311	350	11				782
Total					13,085	9,421	6,874	1,059	500	700		31,639

**SUCCESSFUL CHILDREN
& YOUNG PEOPLE**

APPENDIX 11

Project Start	Project End	Approval Status	Expenditure							Total
			-2012	2012-2013	2013-2014	2014-2015	2015-2016	2016-		
Values in £'000s										
90352 - HIGHWAYS - FORGE VALLEY	APR 2010	MAR 2013	Approved - Active	2,174	612					2,787
90361 - BSF PH1 - INFRASTRUCTURE	JAN 2008	MAR 2013	Approved - Active	3,343	693					4,037
90403 - SD B SHIREGREEN/BURNGREAVE	JAN 2008	MAR 2013	Approved - Active	682	133					815
90407 - SHARROW JUNIOR SCHOOL (Q00054)	DEC 2010	DEC 2012	Approved - Active	45	455					500
90416 - QUALITY AND ACCESS (Q00042)	JAN 2008	MAR 2013	Approved - Active	5,623	126					5,750
90421 - LOWFIELD	MAR 2009	MAR 2013	Approved - Active	1,940	35					1,975
90430 - OWLER BROOK PCP	APR 2009	MAR 2013	Approved - Active	1,394	2,356					3,750
90435 - AMP CONDITION SURVEYS	APR 2010	MAR 2013	Approved - Active	979	321					1,300
90448 - SF DEVOLVED CAPITAL 2011-12	APR 2011	MAR 2014	Approval Requested	4,960	3,442	3,000				11,402
90479 - POST IMPLEMENTATION	APR 2010	MAR 2013	Approved - Active	252	18					270
90547 - WOOLLEY WOOD NEW BUILD	JAN 2010	MAR 2013	Approved - Active	7,001	349					7,350
90548 - SCHOOLS ACCESS INITIATIVE	APR 2010	MAR 2013	Approved - Active	1,182	129					1,311
90554 - ASBESTOS REMOVAL	APR 2010	MAR 2013	Approved - Active	1,502	144					1,646
90555 - CHILDRENS HOMES	APR 2010	MAR 2013	Approved - Active	501	110					611
90607 - HIGH STORRS	JUN 2009	DEC 2013	Approved - Active	29,490	1,316					30,807
90613 - SCC INTERNAL PROG. COSTS - W4	JAN 2010	NOV 2014	Approved - Active	3,055	742	472				4,269
90614 - LEP BUSINESS PLAN - W4	MAR 2010	NOV 2015	Approved - Active	1,192	694	238	73			2,197
90615 - BENTS GREEN	NOV 2009	MAY 2017	Approved - Active	13,595	(369)					13,226
90616 - ALL SAINTS	JAN 2010	MAR 2013	Approved - Active	15,166	703					15,869
90617 - MYERS GROVE	JAN 2010	MAR 2013	Approved - Active	29,601	754					30,355
90618 - FIR VALE EXPANSION	AUG 2010	MAR 2013	Approved - Active	4,713	9					4,722
90619 - PARKWOOD	APR 2010	MAR 2014	Approved - Active	18,158	1,917					20,076
90620 - KING EDWARDS (UP)	APR 2010	SEP 2012	Approved - Active	18,510	2,268					20,777
90621 - BRADFIELD	APR 2010	JUL 2013	Approved - Active	1,250	2,253					3,503
90622 - CITY	APR 2010	APR 2013	Approved - Active	17,926	6,126					24,052
90623 - STOCKSBRIDGE	APR 2010	APR 2013	Approved - Active	15,419	4,530					19,948
90624 - BIRLEY	MAY 2010	JUL 2013	Approved - Active	16,056	3,672	702				20,430
90625 - HANDSWORTH GRANGE	OCT 2010	MAY 2013	Approved - Active	7,013	6,681	2,209				15,903
90626 - NOTRE DAME	MAR 2011	JUN 2013	Approved - Active	9,160	1,635	187				10,982
90627 - ADD'L PUPIL PLACES(SECONDARY)	MAR 2011	MAR 2014	Approval Requested	458	500	7,000				7,958
90628 - ECCLESFIELD	APR 2010	MAR 2013	Approved - Active	2,232	29					2,261
90629 - FIR VALE ICT	APR 2010	MAR 2013	Approved - Active	1,007	27					1,034
90632 - KING EDWARDS (LOW)	JUN 2011	MAR 2013	Approved - Active	1,153	4					1,157
90634 - TAPTON	APR 2010	MAR 2013	Approved - Active	2,254	34					2,288
90639 - SCC CONTRACT COSTS - W4	JAN 2008	APR 2014	Approved - Active	1,741	4,538					6,279
90641 - SHEAF TRAINING CENTRE	JAN 2008	MAR 2013	Approved - Active	3,330	33					3,363
90667 - YEWLANDS SCHOOL TECHNOLOGY COL (Q00053)	MAR 2011	MAR 2013	Approved - Active	10	25					35
90669 - FIRTH PARK COMMUNITY ARTS COLL (Q00053)	MAR 2011	DEC 2012	Approved - Active	34	1					35
90670 - FORGE VALLY (Q00053)	NOV 2010	MAR 2013	Approved - Active	160	225					385
90671 - KING EDWARDS VII SCHOOL (Q00053)	NOV 2010	MAR 2013	Approved - Active		210					210
90672 - WISEWOOD SPORT CENTRE (Q00053)	NOV 2010	MAR 2013	Approved - Active	7	208					215
90673 - THE CITY SCHOOL (Q00053)	NOV 2010	MAR 2013	Approved - Active		735					735

**SUCCESSFUL CHILDREN
& YOUNG PEOPLE**

APPENDIX 11

Values in £'000s	Project Start	Project End	Approval Status	Expenditure							Total
				-2012	2012-2013	2013-2014	2014-2015	2015-2016	2016-		
90675 - ABBEYDALE (Q00053)	NOV 2010	MAR 2013	Approved - Active	10	300						310
90676 - PRIMARY SCHOOLS (Q00053)	NOV 2010	SEP 2012	Approved - Active	14	11						25
90678 - POP'N GROWTH PHS 2 - F&DESIGN	JAN 2008	MAR 2013	Approved - Active	15	345						360
90684 - PMY MAINT-HEATING-NETHEREDGE (Q00060)	JUN 2011	DEC 2012	Approved - Active	10	100						110
90685 - PMY MAINT-STRUCT-CLASP (Q00060)	SEP 2011	MAR 2013	Approval Requested	0	280						280
90686 - PMY MAINT- BMG (Q00060)	JUL 2011	MAR 2013	Approved - Active	813	187						1,000
90687 - PMY MAINT-HEATING-BEIGHTON (Q00060)	AUG 2011	AUG 2012	Approved - Active	180	250						430
90688 - PMY MAINT-STRUCT-STRADBROKE (Q00060)	AUG 2011	DEC 2012	Approved - Active	359	409						768
90689 - PMY MAINT-HEATING-HALFWAY JR (Q00060)	AUG 2011	SEP 2012	Approved - Active	313	250						563
90690 - PMY MAINT-ELEC-GREYSTONES (Q00060)	AUG 2011	SEP 2012	Approved - Active	246	220						466
90691 - PMY MAINT-EMERGENCY WORKS (Q00060)	JUL 2011	MAR 2013	Approved - Active	200	200						400
90692 - PMY MAINT-CONDITION MGT (Q00060)	JUL 2011	MAR 2013	Approved - Active	457	723						1,181
90694 - SHORT BREAKS	SEP 2011	MAR 2014	Approval Requested	100	183	150					433
90704 - FOSTER CARER HOUSING ENHANCE	SEP 2011	APR 2015	Approval Requested		200	600	400				1,200
90705 - WISEWOOD SCHOOL DEMOLITION	SEP 2011	APR 2013	Approved - Active	12	155						167
90706 - TALBOT SCHOOL DEMOLITION	SEP 2011	MAR 2013	Approved - Active	61	58						118
90707 - ABBEYDALE GR SCHOOL DEMO	SEP 2011	APR 2013	Approved - Active	64	107						171
90709 - HJM & E DESIGN	NOV 2011	MAR 2014	Approval Requested	89	311	250					650
90710 - GLOSSOP ROAD COLLAPSE	OCT 2011	MAR 2013	Approved - Active	791	209						1,000
90711 - PPG2 - HINDE HOUSE PRIMARY (Q00061)	NOV 2011	SEP 2012	Approved - Active		525						525
90712 - PPG2 - TINSLEY MOBILES (Q00061)	DEC 2011	SEP 2012	Approved - Active		288						288
90713 - PPG2 - HILLSBOROUGH PRIMARY (Q00061)	JAN 2012	SEP 2012	Approved - Active	0	800						800
90714 - PPG2 - ACRES HILL PMY (Q00061)	DEC 2011	SEP 2012	Approved - Active		85						85
90715 - PPG2 - OUGHTIBRIDGE PMY (Q00061)	SEP 2012	AUG 2013	Approved - Active		-	158					158
90716 - GRACE OWEN NURSERY	MAR 2012	AUG 2013	Approval Requested		354	541					895
90717 - PMY MAINT- HEATING-LYDGATE J (Q00060)	APR 2012	MAR 2014	Approval Requested		699	327					1,026
90718 - PMY MAINT- REWIRE-DORE PR (Q00060)	APR 2012	MAR 2013	Approved - Active		960						960
90719 - PMY MAINT- - WINDOW PROG (Q00060)	APR 2012	MAR 2013	Approved - Active		250						250
90720 - PMY MAINT- - ROOF PROG (Q00060)	APR 2012	MAR 2013	Approved - Active		250						250
90721 - PMY MAINT -KITCHENS -HUCKLOW (Q00060)	JUL 2012	DEC 2012	Approval Requested		189						189
90722 - PMY MAINT- - WCS (Q00060)	APR 2012	MAR 2013	Approved - Active		250						250
90723 - PMY MAINT-HM&E-ABBEY LANE (Q00060)	JUL 2012	MAR 2014	Approval Requested		672	384					1,056
90724 - PMY MAINT-HEATING-DOBROFT J (Q00060)	JUL 2012	FEB 2013	Approved - Active		400						400
90725 - PMY MAINT-ELEC - HALLAM PMY (Q00060)	JUL 2012	MAY 2013	Approved - Active		810	90					900
90726 - MILAN CENTRE REFURBISHMENT	DEC 2012	MAR 2013	Approval Requested		40						40
90727 - MOBILE REPLACEMENTS	MAY 2012	DEC 2012	Approved - Active		230						230
90728 - PMY MAINT -KITCHENS-RIVELIN (Q00060)	JUL 2012	DEC 2012	Approval Requested		242						242
90730 - CAP MAINT - RADON EXTRACTION	SEP 2012	JAN 2013	Approved - Active		50						50
90731 - NEW PMY - NORTH EAST 1 (Q00061)	NOV 2012	DEC 2014	Approval Requested		344	3,286	2,150				5,780
90732 - NEW PMY - NORTH EAST 2 (Q00061)	NOV 2012	DEC 2014	Approval Requested		410	3,160	1,980				5,550
90733 - INTAKE PMY - MOBILE REPLACE	DEC 2012	OCT 2013	Approval Requested		72	190					262
94461 - PMY MAINT HEATING-STRADBROKE	JAN 2012	MAR 2013	Approved - Active	60	1,152						1,212
94462 - THORNBRIDGE - STRUCTURAL	OCT 2011	MAR 2013	Approved - Active	7	178						185
97401 - SECURE HOMES - ALDINE REFURB	NOV 2011	JUL 2012	Approved - Active	380	153						533

**SUCCESSFUL CHILDREN
& YOUNG PEOPLE**

APPENDIX 11

Values in £'000s	Project Start	Project End	Approval Status	Expenditure							Total
				-2012	2012-2013	2013-2014	2014-2015	2015-2016	2016-		
97933 - LOWFIELD U-MIX FACILITY	DEC 2010	DEC 2012	Approved - Active	2,471	316						2,787
97937 - MOSBOROUGH	APR 2010	AUG 2012	Approved - Active	1,160	81						1,240
Q00060 - Building Maintenance - Primary Prioritisation Pgm	APR 2011	MAR 2014	Approved - Active		28	5,899					5,927
Q00061 - Basic Need - Popn Growth - Phs 2	APR 2011	MAR 2014	Approved - Active		4,754	4,443					9,196
Total				252,086	67,504	33,284	4,603	-	-	-	357,476

SAFE & SECURE COMMUNITIES

APPENDIX 11

Values in £'000s	Project Start	Project End	Approval Status	Expenditure							Total	
				-2012	2012-2013	2013-2014	2014-2015	2015-2016	2016-	Total		
90117 - MDC - ALISON CRESCENT	APR 2010	MAR 2013	Approved - Active	299	2,201							2,500
93965 - SECURITY AND SAFETY	APR 2010	MAR 2011	Approved - Active	54	8							62
97941 - CBT WINCOBANK COMMUNITY BLDG	APR 2012	MAR 2014	Approval Requested		55	185						240
Total				352	2,264	185	-	-	-	-	-	2,802

**TACKLING POVERTY /
INCREASING SOCIAL JUSTICE**

APPENDIX 11

Values in £'000s	Project Start	Project End	Approval Status	Expenditure							Total
				-2012	2012-2013	2013-2014	2014-2015	2015-2016	2016-	Total	
97961 - DH - METERING (Q00045)	JUN 2011	MAR 2016	Approved - Active	-	65	1,696	2,000	2,000	2,000	-	5,761
Total				-	65	1,696	2,000	2,000	2,000	-	5,761

GLOSSARY OF TERMS

Term	Name	Description
BBAF	Better Buses Area Fund	A fund to support the development of an improved bus service network
BRT North	Bus Rapid Transit North	A major project to deliver a dedicated road lanes for buses between Sheffield and Rotherham
CIL	Community Infrastructure Levy	A levy on new development. The purpose of the CIL is to contribute to the cost of infrastructure (roads, schools etc) needed to support commercial and residential development.
CPG	Capital Programme Group	The management group within the Council which develops and recommends to Cabinet the Capital Strategy for the Authority
CPO	Compulsory Purchase Order	A statutory power to enable local authorities to purchase land in order to facilitate developments.
DfE	Department for Education	The central government department administering the national education policy
DfT	Department for Transport	The central government department administering the national transport policy
ERDF	European Regional Development Fund	European Community Funds available to finance key projects
HRA	Housing Revenue Account	The specific Council fund where costs and income associated with the provision of council housing are collected. The fund provides a substantial contribution to the refurbishment of council owned properties.
LSTF	Local Sustainable Transport Fund	Introduced by Government to promote sustainable transport interventions that support economic growth whilst reducing carbon emissions
LTP	Local Transport Plan	The capital programme to develop and improve transport links across the county. Funded from central government grant.
SYITA	South Yorkshire Integrated Transport Authority	Established in 2009 to take the lead in developing transport policy across the county
SYPTF	South Yorkshire Passenger Transport	The organisation that takes the lead to develop the region's transport network and operates some transport facilities.

	Executive	
TIF	Tax Increment Financing	A scheme by which local authorities are given powers to borrow money to finance large scale infrastructure projects. The interest charge and borrowed sum are repaid using the additional local taxes created by the increased economic activity.
UTC	University Technical College	Academies for 14 – 19 year olds offering vocational training and education.